
TEST/MUTE
OFF
ON
AWD


Model:6kVAS
Input:208-240Vac 50/60Hz 1Φ+N+PE 50A(MAX)
Output: 208-240Vac 50/60Hz 1Φ
Capacity:6kVA/6kW
DC input:192VDC
S/N: 900062403220003


BATTERY
QTY:
TYPE
VOLTS
A·H
MECER
Model: ME-10000-WPTV
AC Input: 220~240VAC, 50/60HZ, 47.8A, 1Phase+N+PE
AC Output: 220~240VAC, 50/60HZ, 45.5A, 1Phase+N+PE
Inner Battery: lead-acid, 12VDC, 9AH, 16pcs*1string, Total 192V
Capacity: 10kVA/9.0kW
Icc: 6kA
322 15th Road, Randjespark, Midrand 1685,
South Africa - Mustek Limited
Ambient Operating Temperature Range: 0~40℃
Protective class I
230327-865900S9
Made in China


INPUT
RATING
k VA
A
V
230
±
15
%
Hz
50
pf
SERIAL NO
OUTPUT
RATING
k VA
13
V
230
±
1
%
Hz
50
pf
0·8
TYPE
A (ON LINE)


NORMAL
BATTERY
BYPASS
FAULT
FUNCTION /
TEST / MUTE


MECER


BATTERY
QTY:
TYPE
VOLTS
A·H
BATTERY


RATING
4.5
k VA
20
A
V
230
±
15
%
Hz
50
pf
SERIAL NO

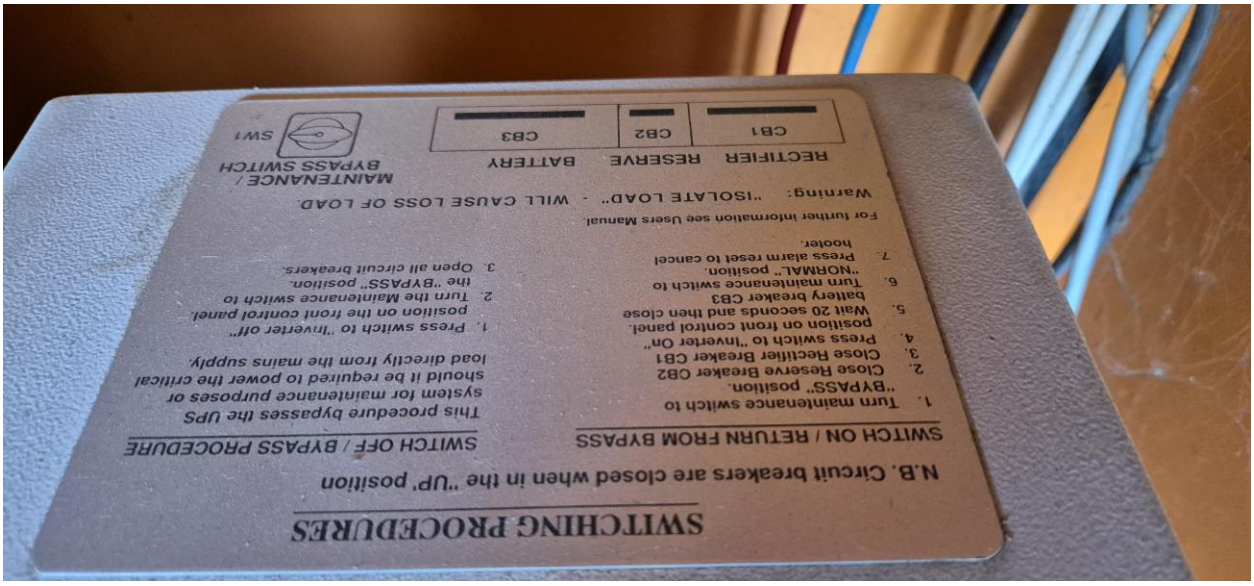
SWITCHING PROCEDURES
N.B. Circuit breakers are closed when in the "UP" position
SWITCH ON / RETURN FROM BYPASS
1. Turn maintenance switch to "BYPASS" position.
2. Close Reserve Breaker CB2
3. Close Rectifier Breaker CB1
4. Press switch to "Inverter On" position on front control panel.
5. Wait 20 seconds and then close battery breaker CB3
6. Turn maintenance switch to "NORMAL" position.
7. Press alarm reset to cancel hooter.
For further information see Users Manual.
Warning: "ISOLATE LOAD" - WILL CAUSE LOSS OF LOAD.
RECTIFIER
RESERVE
BATTERY
CB1
CB2
CB3
MAINTENANCE / BYPASS SWITCH
SW1
SWITCH OFF / BYPASS PROCEDURE
This procedure bypasses the UPS system for maintenance purposes or should it be required to power the critical load directly from the mains supply.
1. Press switch to "Inverter off" position on the front control panel.
2. Turn the Maintenance switch to the "BYPASS" position.
3. Open all circuit breakers.


INVERTER ON
OFF
ALARM ON
OFF / RESET
NORMAL
INVERTER OFF
MAINS OUT OF LIMITS
SHUTDOWN IMMINENT
LOAD ON MAINS
OVERLOAD
CHARGER FAIL
EATON
MP100
3kVA