Mpumalanga
TOURISM AND PARKS AGENCY
An Entity of the Department of Economic Development and Tourism

BID SPECIFICATION

INVITATION FOR BIDS	
APPOINTMENT OF A CONTRACTOR FOR THE CONSTRUCTION OF UNIVERSAL ACCESS INFRASTRUCTURE AT THE THREE RONDAVELS VIEW SITE, BLYDE RIVER CANYON NATURE RESERVE	
BID NUMBER:	MTPA/20262027/PMU/8
NAME OF THE BIDDER	
TOTAL BID AMOUNT	R
TENDER LEVY	R300.00
CLOSING DATE:	10 DECEMBER 2026
BID REQUIREMENT	ONLY BIDDERS WITH A CIDB GRADE 5 CE AND ABOVE WILL BE CONSIDERED
CLOSING TIME:	11h00 AM
BID DOCUMENT DELIVERY ADDRESS:	SUPPLY CHAIN MANAGEMENT UNIT PROCUREMENT OFFICE HALLS' GATEWAY, MATAFFIN MTPA FINANCE BLOCK E MBOMBELA, 1200
BID VALIDITY PERIOD:	90 DAYS (COMMENCING FROM THE ADVERT CLOSING DATE)
TECHNICAL RELATED QUERIES	Sibusiso.Mabunda@mtpa.co.za 013 065 0888
SCM RELATED QUERIES	Noxolo.Mgwenya@mtpa.co.za 013 065 0873

DESCRIPTION OF THE BID	APPOINTMENT OF A CONTRACTOR FOR THE CONSTRUCTION OF UNIVERSAL ACCESS INFRASTRUCTURE AT THE THREE RONDAVELS VIEW SITE, BLYDE RIVER CANYON NATURE RESERVE

Bidders should ensure that bids are delivered timeously to the correct address. If the bid is late, it will not be accepted for consideration.
Bidders shall submit proposal responses in accordance with the prescribed manner of submissions as specified above. Bids received after the time stipulated shall not be considered.
Bidders are not allowed to contact any other MTPA staff in the context of this BID other than the indicated officials under SBD 1 or as indicated above.

NB: **No proposal shall be accepted by MTPA if submitted in any manner other than as prescribed above.**

Mpumalanga
TOURISM AND PARKS AGENCY
An Entity of the Department of Economic Development and Tourism

PART A
INVITATION TO BID

YOU ARE HEREBY INVITED TO BID FOR REQUIREMENTS OF THE (MPUMALANGA TOURISM AND PARK AGENCY)					
BID NUMBER:	MTPA/20262027/PMU/08	CLOSING DATE:	10 December 2026	CLOSING TIME:	11:00 AM
DESCRIPTION	**APPOINTMENT OF A CONTRACTOR FOR THE CONSTRUCTION OF UNIVERSAL ACCESS INFRASTRUCTURE AT THE THREE RONDAVELS VIEW SITE, BLYDE RIVER CANYON NATURE RESERVE**				
BID RESPONSE DOCUMENTS MAY BE DEPOSITED IN THE BID BOX SITUATED AT *(STREET ADDRESS)*					
SUPPLY CHAIN MANAGEMENT UNIT, PROCUREMENT OFFICE (MTPA FINANCE BLOCK E)					
N4 NATIONAL ROAD, HALL'S GATEWAY MATAFFIN					
1200					

BIDDING PROCEDURE ENQUIRIES MAY BE DIRECTED TO		**TECHNICAL ENQUIRIES MAY BE DIRECTED TO:**	
CONTACT PERSON	**Noxolo Mgwenya**	CONTACT PERSON	**Sibusiso Mabunda**
TELEPHONE NUMBER	**013 065 0873**	TELEPHONE NUMBER	**013 065 0888**
FACSIMILE NUMBER	**N/A**	FACSIMILE NUMBER	**N/A**
E-MAIL ADDRESS	**Noxolo.Mgwenya@mtpa.co.za**	E-MAIL ADDRESS	**Sibusiso.Mabunda@mtpa.co.za**

SUPPLIER INFORMATION				
NAME OF BIDDER				
POSTAL ADDRESS				
STREET ADDRESS				
TELEPHONE NUMBER	CODE		NUMBER	
CELLPHONE NUMBER				
FACSIMILE NUMBER	CODE		NUMBER	
E-MAIL ADDRESS				

Mpumalanga
TOURISM AND PARKS AGENCY
An Entity of the Department of Economic Development and Tourism

VAT REGISTRATION NUMBER					
SUPPLIER COMPLIANCE STATUS	TAX COMPLIANCE SYSTEM PIN:		**OR**	CENTRAL SUPPLIER DATABASE No:	MAAA
ARE YOU THE ACCREDITED REPRESENTATIVE IN SOUTH AFRICA FOR THE GOODS /SERVICES OFFERED?	☐Yes ☐No [IF YES ENCLOSE PROOF]		ARE YOU A FOREIGN BASED SUPPLIER FOR THE GOODS /SERVICES OFFERED?	☐Yes ☐No [IF YES, ANSWER THE QUESTIONNAIRE BELOW]	

QUESTIONNAIRE TO BIDDING FOREIGN SUPPLIERS

IS THE ENTITY A RESIDENT OF THE REPUBLIC OF SOUTH AFRICA (RSA)?	☐ YES ☐ NO
DOES THE ENTITY HAVE A BRANCH IN THE RSA?	☐ YES ☐ NO
DOES THE ENTITY HAVE A PERMANENT ESTABLISHMENT IN THE RSA?	☐ YES ☐ NO
DOES THE ENTITY HAVE ANY SOURCE OF INCOME IN THE RSA?	☐ YES ☐ NO
IS THE ENTITY LIABLE IN THE RSA FOR ANY FORM OF TAXATION?	☐ YES ☐ NO

IF THE ANSWER IS "NO" TO ALL OF THE ABOVE, THEN IT IS NOT A REQUIREMENT TO REGISTER FOR A TAX COMPLIANCE STATUS SYSTEM PIN CODE FROM THE SOUTH AFRICAN REVENUE SERVICE (SARS) AND IF NOT REGISTER AS PER 2.3 BELOW.

Mpumalanga
TOURISM AND PARKS AGENCY
An Entity of the Department of Economic Development and Tourism

PART B
TERMS AND CONDITIONS FOR BIDDING

1. BID SUBMISSION:
1.1. BIDS MUST BE DELIVERED BY THE STIPULATED TIME TO THE CORRECT ADDRESS. LATE BIDS WILL NOT BE ACCEPTED FOR CONSIDERATION.
1.2. **ALL BIDS MUST BE SUBMITTED ON THE OFFICIAL FORMS PROVIDED (NOT TO BE RE-TYPED) OR IN THE MANNER PRESCRIBED IN THE BID DOCUMENT.**
1.3. THIS BID IS SUBJECT TO THE PREFERENTIAL PROCUREMENT POLICY FRAMEWORK ACT, 2000 AND THE PREFERENTIAL PROCUREMENT REGULATIONS, THE GENERAL CONDITIONS OF CONTRACT (GCC) AND, IF APPLICABLE, ANY OTHER SPECIAL CONDITIONS OF CONTRACT.
1.4. **THE SUCCESSFUL BIDDER WILL BE REQUIRED TO FILL IN AND SIGN A WRITTEN CONTRACT FORM (SBD7).**
2. TAX COMPLIANCE REQUIREMENTS
2.1 BIDDERS MUST ENSURE COMPLIANCE WITH THEIR TAX OBLIGATIONS.
2.2 BIDDERS ARE REQUIRED TO SUBMIT THEIR UNIQUE PERSONAL IDENTIFICATION NUMBER (PIN) ISSUED BY SARS TO ENABLE THE ORGAN OF STATE TO VERIFY THE TAXPAYER'S PROFILE AND TAX STATUS.
2.3 APPLICATION FOR TAX COMPLIANCE STATUS (TCS) PIN MAY BE MADE VIA E-FILING THROUGH THE SARS WEBSITE WWW.SARS.GOV.ZA.
2.4 BIDDERS MAY ALSO SUBMIT A PRINTED TCS CERTIFICATE TOGETHER WITH THE BID.
2.5 IN BIDS WHERE CONSORTIA / JOINT VENTURES / SUB-CONTRACTORS ARE INVOLVED; EACH PARTY MUST SUBMIT A SEPARATE TCS CERTIFICATE / PIN / CSD NUMBER.
2.6 WHERE NO TCS PIN IS AVAILABLE BUT THE BIDDER IS REGISTERED ON THE CENTRAL SUPPLIER DATABASE (CSD), A CSD NUMBER MUST BE PROVIDED.
2.7 NO BIDS WILL BE CONSIDERED FROM PERSONS IN THE SERVICE OF THE STATE, COMPANIES WITH DIRECTORS WHO ARE PERSONS IN THE SERVICE OF THE STATE, OR CLOSE CORPORATIONS WITH MEMBERS PERSONS IN THE SERVICE OF THE STATE."

NB: FAILURE TO PROVIDE / OR COMPLY WITH ANY OF THE ABOVE PARTICULARS MAY RENDER THE BID INVALID.

SIGNATURE OF BIDDER: .....

CAPACITY UNDER WHICH THIS BID IS SIGNED: .....

(Proof of authority must be submitted e.g. company resolution)

DATE: .....

Mpumalanga
TOURISM AND PARKS AGENCY
An Entity of the Department of Economic Development and Tourism

BIDDER'S DISCLOSURE

1. PURPOSE OF THE FORM

Any person (natural or juristic) may make an offer or offers in terms of this invitation to bid. In line with the principles of transparency, accountability, impartiality, and ethics as enshrined in the Constitution of the Republic of South Africa and further expressed in various pieces of legislation, it is required for the bidder to make this declaration in respect of the details required hereunder.

Where a person/s are listed in the Register for Tender Defaulters and / or the List of Restricted Suppliers, that person will automatically be disqualified from the bid process.

2. Bidder's declaration

2.1 Is the bidder, or any of its directors / trustees / shareholders / members / partners or any person having a controlling interest in the enterprise employed by the state? **YES/NO**

2.1.1 If so, furnish particulars of the names, individual identity numbers, and, if applicable, state employee numbers of sole proprietor/ directors / trustees / shareholders / members/ partners or any person having a controlling interest in the enterprise, in table below.

Full Name	Identity Number	Name of State institution

2.2 Do you, or any person connected with the bidder, have a relationship with any person who is employed by the procuring institution? **YES/NO**

2.2.1 If so, furnish particulars:

.....

.....

[1] the power, by one person or a group of persons holding the majority of the equity of an enterprise, alternatively, the person/s having the deciding vote or power to influence or to direct the course and decisions of the enterprise.

2.3 Does the bidder or any of its directors / trustees / shareholders / members / partners or any person having a controlling interest in the enterprise have any interest in any other related enterprise whether or not they are bidding for this contract?

YES/NO

2.3.1 If so, furnish particulars:

.....

.....

3 DECLARATION

I, the undersigned, (name)..... in submitting the accompanying bid, do hereby make the following statements that I certify to be true and complete in every respect:

3.1 I have read and I understand the contents of this disclosure;

3.2 I understand that the accompanying bid will be disqualified if this disclosure is found not to be true and complete in every respect;

3.3 The bidder has arrived at the accompanying bid independently from, and without consultation, communication, agreement or arrangement with any competitor. However, communication between partners in a joint venture or consortium1 will not be construed as collusive bidding.

3.4 In addition, there have been no consultations, communications, agreements or arrangements with any competitor regarding the quality, quantity, specifications, prices, including methods, factors or formulas used to calculate prices, market allocation, the intention or decision to submit or not to submit the bid, bidding with the intention not to win the bid and conditions or delivery particulars of the products or services to which this bid invitation relates.

3.5 The terms of the accompanying bid have not been, and will not be, disclosed by the bidder, directly or indirectly, to any competitor, prior to the date and time of the official bid opening or of the awarding of the contract.

3.6 There have been no consultations, communications, agreements or arrangements made by the bidder with any official of the procuring institution in relation to this procurement process prior to and during the bidding process except to provide clarification on the bid submitted where so required by the institution; and the bidder was not involved in the drafting of the specifications or terms of reference for this bid.

---

[1] Joint venture or Consortium means an association of persons for the purpose of combining their expertise, property, capital, efforts, skill and knowledge in an activity for the execution of a contract.

Mpumalanga
TOURISM AND PARKS AGENCY
An Entity of the Department of Economic Development and Tourism

3.7 I am aware that, in addition and without prejudice to any other remedy provided to combat any restrictive practices related to bids and contracts, bids that are suspicious will be reported to the Competition Commission for investigation and possible imposition of administrative penalties in terms of section 59 of the Competition Act No 89 of 1998 and or may be reported to the National Prosecuting Authority (NPA) for criminal investigation and or may be restricted from conducting business with the public sector for a period not exceeding ten (10) years in terms of the Prevention and Combating of Corrupt Activities Act No 12 of 2004 or any other applicable legislation.

I CERTIFY THAT THE INFORMATION FURNISHED IN PARAGRAPHS 1, 2 and 3 ABOVE IS CORRECT.
I ACCEPT THAT THE STATE MAY REJECT THE BID OR ACT AGAINST ME IN TERMS OF PARAGRAPH 6 OF PFMA SCM INSTRUCTION 03 OF 2021/22 ON PREVENTING AND COMBATING ABUSE IN THE SUPPLY CHAIN MANAGEMENT SYSTEM SHOULD THIS DECLARATION PROVE TO BE FALSE.

....
Signature Date

....
Position Name of bidder

Mpumalanga
TOURISM AND PARKS AGENCY
An Entity of the Department of Economic Development and Tourism

PREFERENCE POINTS CLAIM FORM IN TERMS OF THE PREFERENTIAL PROCUREMENT REGULATIONS 2022

This preference form must form part of all tenders invited. It contains general information and serves as a claim form for preference points for specific goals.

NB: BEFORE COMPLETING THIS FORM, TENDERERS MUST STUDY THE GENERAL CONDITIONS, DEFINITIONS AND DIRECTIVES APPLICABLE IN RESPECT OF THE TENDER AND PREFERENTIAL PROCUREMENT REGULATIONS, 2022

1. GENERAL CONDITIONS

1.1 The following preference point systems are applicable to invitations to tender:

- the 80/20 system for requirements with a Rand value of up to R50 000 000 (all applicable taxes included); and
- the 90/10 system for requirements with a Rand value above R50 000 000 (all applicable taxes included).

1.2 To be completed by the organ of state

(*delete whichever is not applicable for this tender*).

a) The applicable preference point system for this tender is the 90/10 preference point system.

b) The applicable preference point system for this tender is the 80/20 preference point system.

c) Either the 90/10 or 80/20 preference point system will be applicable in this tender. The lowest/ highest acceptable tender will be used to determine the accurate system once tenders are received.

1.3 Points for this tender (even in the case of a tender for income-generating contracts) shall be awarded for:

(a) Price; and

(b) Specific Goals.

1.4 To be completed by the organ of state:

The maximum points for this tender are allocated as follows:

	POINTS
PRICE	80
SPECIFIC GOALS	20
Total points for Price and SPECIFIC GOALS	**100**

1.5 Failure on the part of a tenderer to submit proof or documentation required in terms of this tender to claim points for specific goals with the tender, will be interpreted to mean that preference points for specific goals are not claimed.

1.6 The organ of state reserves the right to require of a tenderer, either before a tender is adjudicated or at any time subsequently, to substantiate any claim in regard to preferences, in any manner required by the organ of state.

2. DEFINITIONS

(a) **"tender"** means a written offer in the form determined by an organ of state in response to an invitation to provide goods or services through price quotations, competitive tendering process or any other method envisaged in legislation;

(b) **"price"** means an amount of money tendered for goods or services, and includes all applicable taxes less all unconditional discounts;

(c) **"rand value"** means the total estimated value of a contract in Rand, calculated at the time of bid invitation, and includes all applicable taxes;

(d) **"tender for income-generating contracts"** means a written offer in the form determined by an organ of state in response to an invitation for the origination of income-generating contracts through any method envisaged in legislation that will result in a legal agreement between the organ of state and a third party that produces revenue for the organ of state, and includes, but is not limited to, leasing and disposal of assets and concession contracts, excluding direct sales and disposal of assets through public auctions; and

(e) **"the Act"** means the Preferential Procurement Policy Framework Act, 2000 (Act No. 5 of 2000).

3. FORMULAE FOR PROCUREMENT OF GOODS AND SERVICES

3.1. POINTS AWARDED FOR PRICE

3.1.1 THE 80/20 OR 90/10 PREFERENCE POINT SYSTEMS

A maximum of 80 or 90 points is allocated for price on the following basis:

80/20 **or** **90/10**

$$Ps = 80\left(1 - \frac{Pt - P\,min}{P\,min}\right) \quad \text{or} \quad Ps = 90\left(1 - \frac{Pt - P\,min}{P\,min}\right)$$

Where

Ps = Points scored for price of tender under consideration

Pt = Price of tender under consideration

Pmin = Price of lowest acceptable tender

3.2. FORMULAE FOR DISPOSAL OR LEASING OF STATE ASSETS AND INCOME GENERATING PROCUREMENT

3.2.1. POINTS AWARDED FOR PRICE

A maximum of 80 or 90 points is allocated for price on the following basis:

80/20 **or** **90/10**

$$Ps = 80\left(1 + \frac{Pt - P\,max}{P\,max}\right) \quad \text{or} \quad Ps = 90\left(1 + \frac{Pt - P\,max}{Pmax}\right)$$

Where

Ps = Points scored for price of tender under consideration

Pt = Price of tender under consideration

Pmax = Price of highest acceptable tender

Mpumalanga
TOURISM AND PARKS AGENCY
An entity of the Department of Economic Development and Tourism

4. POINTS AWARDED FOR SPECIFIC GOALS

4.1. In terms of Regulation 4(2); 5(2); 6(2) and 7(2) of the Preferential Procurement Regulations, preference points must be awarded for specific goals stated in the tender. For the purposes of this tender the tenderer will be allocated points based on the goals stated in table 1 below as may be supported by proof/ documentation stated in the conditions of this tender:

4.2. In cases where organs of state intend to use Regulation 3(2) of the Regulations, which states that, if it is unclear whether the 80/20 or 90/10 preference point system applies, an organ of state must, in the tender documents, stipulate in the case of—

(a) an invitation for tender for income-generating contracts, that either the 80/20 or 90/10 preference point system will apply and that the highest acceptable tender will be used to determine the applicable preference point system; or

(b) any other invitation for tender, that either the 80/20 or 90/10 preference point system will apply and that the lowest acceptable tender will be used to determine the applicable preference point system,

then the organ of state must indicate the points allocated for specific goals for both the 90/10 and 80/20 preference point system.

Table 1: Specific goals for the tender and points claimed are indicated per the table below.

(Note to organs of state: Where either the 90/10 or 80/20 preference point system is applicable, corresponding points must also be indicated as such.

Note to tenderers: The tenderer must indicate how they claim points for each preference point system.)

The specific goals allocated points in terms of this tender	Number of points allocated (80/20 system) (To be completed by the organ of state)	Number of points claimed (80/20 system) (To be completed by the tenderer)
HDI	6	
Youth	4	
Gender (Women)	5	
Disability	5	

In order for the points to be allocated to a bidder, the ownership status must at least be equals to or above 50 + 1% on any of the above specific goals.

DECLARATION WITH REGARD TO COMPANY/FIRM

4.3. Name of company/firm.....

4.4. Company registration number: .....

4.5. TYPE OF COMPANY/ FIRM

☐ Partnership/Joint Venture / Consortium
☐ One-person business/sole propriety
☐ Close corporation
☐ Public Company
☐ Personal Liability Company
☐ (Pty) Limited
☐ Non-Profit Company
☐ State Owned Company
[TICK APPLICABLE BOX]

4.6. I, the undersigned, who is duly authorised to do so on behalf of the company/firm, certify that the points claimed, based on the specific goals as advised in the tender, qualifies the company/ firm for the preference(s) shown and I acknowledge that:

i) The information furnished is true and correct;

ii) The preference points claimed are in accordance with the General Conditions as indicated in paragraph 1 of this form;

iii) In the event of a contract being awarded as a result of points claimed as shown in paragraphs 1.4 and 4.2, the contractor may be required to furnish documentary proof to the satisfaction of the organ of state that the claims are correct;

iv) If the specific goals have been claimed or obtained on a fraudulent basis or any of the conditions of contract have not been fulfilled, the organ of state may, in addition to any other remedy it may have –

(a) disqualify the person from the tendering process;

(b) recover costs, losses or damages it has incurred or suffered as a result of that person's conduct;

(c) cancel the contract and claim any damages which it has suffered as a result of having to make less favourable arrangements due to such cancellation;

(d) recommend that the tenderer or contractor, its shareholders and directors, or only the shareholders and directors who acted on a fraudulent basis, be restricted from obtaining business from any organ of state for a period not exceeding 10 years, after the *audi alteram partem* (hear the other side) rule has been applied; and

(e) forward the matter for criminal prosecution, if deemed necessary.

.....
SIGNATURE(S) OF TENDERER(S)

SURNAME AND NAME: .....
DATE: .....

ADDRESS: .....
.....
.....
.....

Mpumalanga
TOURISM AND PARKS AGENCY
An Entity of the Department of Economic Development and Tourism

FUNCTIONAL CRITERIA

<table>
<tr><th>Criteria</th><th>Scoring Guide</th><th>Maximum Weights</th></tr>
<tr><td>Company Experience: The Tenderer must submit evidence of similar and successfully completed project/s.

Note: Certified appointment letter and a completion certificate to be submitted as supporting documents for the work done, of which failure to submit one of the two, points will not be allocated. Referees provided to be contactable to confirm the submitted project details.</td><td>
<table>
<tr><th>Scoring Criteria</th><th>Weight</th></tr>
<tr><td>Tenderer scores zero (0) points where no information regarding the company's relevant past experience indicated.</td><td>0</td></tr>
<tr><td>Tenderer scores quarter points when submitted a completed relevant project with project value of ≤ R5 000 000.00 (VAT incl.).</td><td>12.5</td></tr>
<tr><td>Tenderer scores half points when submitted a completed relevant project with project value of > R5 000 000.00 and ≤ R8 000 000.00 (VAT incl.).</td><td>25</td></tr>
<tr><td>Tenderer scores 3 quarter points when submitted a completed relevant project with project value of > R 8 000 000.00 < R13 000 000.00 (VAT incl.).</td><td>37.5</td></tr>
<tr><td>Tenderer scores full points when submitted a completed relevant project with project value of ≥ R13 000 000.00 (VAT incl.).</td><td>50</td></tr>
</table>
</td><td>50</td></tr>
<tr><td>Financial Capacity: Tenderer must submit proof of bank letter not older than three (3) months. Bank confirmation letter should be of the lead partner in case of a joint venture.</td><td>
<table>
<tr><th>Bank Confirmation Letter</th><th>Weight</th></tr>
<tr><td>No information provided</td><td>0</td></tr>
<tr><td>Bank letter attached</td><td>15</td></tr>
</table>
</td><td>15</td></tr>
</table>

Key Personnel: Certified copies (not older three months) of Academic qualification certificates needs to be attached for functionality points scoring, otherwise points will not be allocated.	Designation	Points: Qualifications and Experience	
	Construction Manager	**0:** No formal Education **2:** National Diploma or Equivalent in Civil Engineering ,Registered as a Professional Engineering Technician with ≥ three (3) years relevant experience. **4:** National Diploma or Equivalent in Civil Engineering ,Registered as a Professional Engineering Technician with < five (5) years relevant experience **6:** National Diploma or Equivalent in Civil Engineering ,Registered as a Professional Engineering Technician with ≥ five (5) years relevant experience. **9:** National Diploma or Equivalent in Civil Engineering ,Registered as a Professional Engineering Technician with ≥ five (5) years relevant experience *Professional registration with the SACPMP as a PrCM or PrCPM is taken as equivalent to either ECSA's Pr Eng or Pr Tech Eng for this position	**25**

	Site Forman	**0:** No formal qualifications **2:** National Certificate or equivalent in Civil Engineering with ≥ three (3) years relevant experience. **4:** National Diploma or equivalent in Civil Engineering with ≥ five (5) years relevant experience.	
	Safety Officer	**0:** No formal qualifications **2:** Relevant tertiary qualifications and *Professional registration with less than three (3) years relevant experience. **4:** Relevant tertiary qualifications and professional registration with ≥ three (3) years relevant experience. *Registration in terms of Section 18(1)(c) of the Construction Management Professions Act ,Act 48 of 2000	
	Surveyor	**0:** No formal Qualifications **4:** Relevant tertiary qualifications and *Professional registration with less than three (3) years relevant experience. **8:** Relevant tertiary qualifications and professional registration with ≥ three (3) *Registration in terms of the Geomatics Profession Act (Act 19 of 2013) Relevant experience means verifiable experience as a surveyor on a site with earthworks (bulk earthworks, terracing etc)	
List of Plant/s: Tenderer to submit proof of ownership and in	**Type of Plant**	**Weight**	**10**

case of hiring, a letter of intent to hire not older than three months must be submitted.	1 X Flatbed Truck	2	
	1 X LDV	2	
	1 X Tipper Trucks	2	
	1 X Compactor	2	
	1 X Tanker	2	
		TOTAL	**100**

Companies who score less than 70% of the total functionality score will be regarded as non-responsive and will be disqualified.

Companies who score less than 70% of the total functionality score will be regarded as non-responsive and will be disqualified.

Price: 80%

$$Ps = 80\left(1 - \frac{Pt - P\min}{P\min}\right)$$

Where:

Ps = points scored for competitive price of bid under consideration

Pt = comparative price of bid under consideration

P min = comparative price of lowest acceptable bid

PREFERENCE POINTS

Preference points **(20)** will allocated utilizing the below specific goals;

SPECIFIC GOALS	POINTS ALLOCATED
Historically disadvantaged by unfair discrimination on the basis of race,	6
Gender (Women)	5
Disability	5
Youth	4

In order for the points to be allocated to a bidder, the ownership status must at least be equals to or above 50 + 1% on any of the above specific goals.

Mpumalanga
TOURISM AND PARKS AGENCY
An Entity of the Department of Economic Development and Tourism

SPECIFIC CONTRACT DETAILS.

- MTPA reserves the right to negotiate price with the preferred bidder.
- Bidders must provide details of all evaluation criteria information so that the Agency can properly evaluate and assess capacity to complete this task.
- **ONLY BIDDERS WITH A CIDB GRADE OF 5 CE OR ABOVE MUST APPLY**
- MTPA is not bound to accept any of the proposals submitted and reserve the right to call for best and final offers from short-listed bidders before final selection.
- MTPA reserves the right to call for interviews with short-listed bidder before final selection.
- MTPA reserve the right to contact all references without informing the bidder.
- The MTPA does not bind itself to accept the lowest or any tender, and reserves the right to award the whole or part of the scope.
- The service provider will have to provide own admin support staff with their qualifications and experience attached.
- No alternative offers are permissible

COMPULSORY RETURNABLE SCHEDULES (CERTIFIED COPIES/ORIGINALS OF THE FOLLOWING DOCUMENTS)

- Service providers must be registered on Central Supplier Database.
- Duly signed bid documents including all the attached SBD forms
- Record of Addenda to Tender Documents (where applicable)
- Legal Partnership/Joint Venture / Consortium Agreement (where applicable)
- Each partner of the Partnership/Joint Venture / Consortium must be separately registered.
- Certified copies of Identity documents of Owners / Directors / Members / Shareholders
- Company Registration documents (CIPC)
- Shareholders' Agreements / Share Certificates / Memorandum of Association for Companies.
- Valid Letter of Good Standing from the Department of Labour or Proof of Compensation for Occupational Injuries and Diseases Act, 1963 (No. 130 of 1993) (Letter for Tender purposes will not be accepted)
- Fully Completed SBD 1, SBD 4, SBD 6.1, activity schedule, and Agreement & Contract Data.
- **Valid CIDB Registration certificate on closing date ONLY BIDDERS WITH A CIDB GRADE OF 5 CE OR ABOVE MUST APPLY**
- Signed Bid Document.(initial each page)

COMPULSORY BRIEFING SESSION

The will be a compulsory briefing, the briefing date and time will be as per the advert.

Mpumalanga
TOURISM AND PARKS AGENCY

PART C1: AGREEMENT AND CONTRACT DATA

C1.1 Form of Offer and Acceptance

Offer

The Employer, identified in the acceptance signature block, has solicited offers to enter into a contract for the procurement of:

APPOINTMENT OF A CONTRACTOR FOR THE CONSTRUCTION OF UNIVERSAL ACCESS INFRASTRUCTURE AT THE THREE RONDAVELS VIEW SITE, BLYDE RIVER CANYON NATURE RESERVE. (BID NO. MTPA/ 20262027/PMU/08)

The tenderer, identified in the offer signature block, has examined the documents listed in the Tender Data and addenda thereto as listed in the returnable schedules, and by submitting this offer has accepted the conditions of tender.

By the representative of the tenderer, deemed to be duly authorized, signing this part of this form of offer and acceptance, the tenderer offers to perform all of the obligations and liabilities of the Service Provider under the Contract including compliance with all its terms and conditions according to their true intent and meaning for remuneration to be determined in accordance with the conditions of Contract identified in the Contract Data.

The offered price for the Upgrade of Water Pipeline From Forever Resort to Three Rondavels, inclusive of value added tax, is

R ..... (in figures)

.....

..... **Rands** (in words)
Should there be a discrepancy between the amount in figures and the amount in words, then the amount in words shall govern.

This offer may be accepted by the Employer by signing the acceptance part of this form of offer and acceptance and returning one copy of this document to the tenderer before the end of the period of validity stated in the Tender Data, whereupon the tenderer becomes the party named as the Service Provider in the conditions of Contract identified in the Contract Data.

THIS OFFER IS MADE BY THE FOLLOWING LEGAL ENTITY: (cross out block which is not applicable)

Company or close corporation: .... and: whose registration number is: ..... and: whose income tax reference number is:	**OR**	Natural person or partnership: .... whose identity number(s) is/are: ..... whose income tax reference number is/are: .....

AND WHO IS (if applicable)**:**

Mpumalanga
TOURISM AND PARKS AGENCY

Trading under the name and style of: ……

AND WHO IS:

Represented herein, and who is duly authorised to do so, by: Mr/Mrs/Ms: …….. In his/her capacity as: ……	**Note:** **A resolution / power of attorney, signed by all the directors / members / partners of the legal entity must accompany this offer, authorising the representative to make this offer.**

SIGNED FOR THE TENDERER:

Name of representative	Signature	Date

WITNESSED BY:

Name of witness	Signature	Date

The tenderer elects as its *domicilium citandi et executandi* in the Republic of South Africa, where any and all legal notices may be served, as (physical address):

……

……

Other contact details of the Tenderer are:

Telephone no: …… Cellular phone no: ……

Fax no: ……

Postal address: ……

Banker: …… Branch: ……

Acceptance

By signing this part of this form of offer and acceptance, the Employer identified below accepts the tenderer's offer. In consideration thereof, the Employer shall pay the Service Provider the amount due in accordance with the conditions of Contract identified in the Contract Data. Acceptance of the tenderer's offer shall form an agreement between the Employer and the tenderer upon the terms and conditions contained in this agreement and in the Contract that is the subject of this agreement.

The terms of the Contract are contained in:

Part C1	Agreements and Contract Data, (which includes this agreement)
Part C2	Pricing Data
Part C3	Scope of Services

and drawings and documents or parts thereof, which may be incorporated by reference into Parts C1 to C3 above.

Deviations from and amendments to the documents listed in the Tender Data and any addenda thereto as listed in the tender schedules as well as any changes to the terms of the offer agreed by the tenderer and the Employer during this process of offer and acceptance, are contained in the schedule of deviations attached to and forming part of this agreement. No amendments to or deviations from set documents are valid unless contained in this schedule.

The tenderer shall within two weeks after receiving a completed copy of this agreement, including the schedule of deviations (if any), contact the Employer's agent (whose details are given in the Contract Data) to arrange the delivery of any bonds, guarantees, proof of insurance and any other documentation to be provided in terms of the conditions of Contract identified in the Contract Data. Failure to fulfil any of these obligations in accordance with those terms shall constitute a repudiation of this agreement.

Notwithstanding anything contained herein, this agreement comes into effect, if sent by registered post, 4 days from the date on which it was posted, if delivered by hand, on the day of delivery, provided that it has been delivered during ordinary business hours, or if sent by fax, the first business day following the day on which it was faxed. Unless the tenderer (now Service Provider) within seven working days of the date of such submission notifies the Employer in writing of any reason why he cannot accept the contents of this agreement, this agreement shall constitute a binding contract between the Parties.

For the Employer:

Name of signatory	Signature	Date

Name of Organisation:	

Witnessed by:

Name of witness	Signature	Date

Mpumalanga
TOURISM AND PARKS AGENCY

Schedule of Deviations

Notes:

1. The extent of deviations from the tender documents issued by the Employer before the tender closing date is limited to those permitted in terms of the conditions of tender.

2. A tenderer's covering letter shall not be included in the final Contract document. Should any matter in such letter, which constitutes a deviation as aforesaid, become the subject of agreements reached during the process of offer and acceptance, the outcome of such agreement shall be recorded here.

3. Any other matter arising from the process of offer and acceptance either as a confirmation, clarification or change to the tender documents and which it is agreed by the Parties becomes an obligation of the Contract shall also be recorded here.

4. Any change or addition to the tender documents arising from the above agreements and recorded here, shall also be incorporated into the final draft of the Contract.

1.1.1. Subject:	
Detail:	

1.1.2. Subject:	
Detail:	

1.1.3. Subject:	
Detail:	

1.1.4. Subject:	
Detail:	

1.1.5. Subject:	
Detail:	

1.1.6. Subject:	
Detail:	

By the duly authorised representatives signing this agreement, the Employer and the tenderer agree to and accept the foregoing schedule of deviations as the only deviations from and amendments to the documents listed in the Tender Data and addenda thereto as listed in the tender schedules, as well as any confirmation, clarification or

changes to the terms of the offer agreed by the tenderer and the Employer during this process of offer and acceptance.

It is expressly agreed that no other matter whether in writing, oral communication or implied during the period between the issue of the tender documents and the receipt by the tenderer of a completed signed copy of this Agreement shall have any meaning or effect in the Contract between the Parties arising from this agreement.

Mpumalanga
TOURISM AND PARKS AGENCY

C1.2 Contract Data

Contract Data Provided by the Employer

GENERAL CONDITIONS OF CONTRACT

The following standardised General Conditions of Contract:

General Conditions of Contract for Construction Works (Third Edition, 2015)

Prepared by the South African Institution of Civil Engineering (SAICE) shall apply to and from the General Conditions of Contract for this contract. Copies of these Conditions of Contract are obtainable from the South African Institution of Civil Engineering (SAICE), Private Bag X200, Halfway House 1 685, Tel: (01 1) 805 5947, Fax: (01 1) 805 5971,

Copies of the General Conditions of Contract are available for inspection and scrutiny at the offices of the Engineer or the Employer.

The General Conditions of Contract 2015 makes references to the Contract Data for specific data which, together with these conditions, collectively describe the risks, liabilities and obligations of the contracting parties and the procedures for the administration of the Contract. The Contract Specific Data shall have precedence in the interpretation of any ambiguity or inconsistency between it and the General Conditions of Contract.

The General Conditions of Contract shall be read in conjunction with the variations, amendments and additions set out in the Contract Specific Data below. Each item of data given is cross-referenced to the Clause in the General Conditions of Contract to which it mainly applies.

The following contract specific data are applicable to this Contract:

Clause	
1.1.1.7	The Principle Agreement of the General Conditions of Contract for Construction Works (2015), plus a signed full bid document, SANS 2001 standard(s) for construction works and signed Service Legal Agreement will act as a full legal document.
1.1.1.13 5.14.5.2	The Defects Liability Period is 365 days after final completion per project unless stated otherwise in the request for quotation document.
1.1.1.14 5.14.1	The time for achieving Practical Completion is **Six (06) months.**

1.1.1.15 1.2.1.2	The Employer is **MPUMALANGA TOURISM AND PARK AGENCY**, represented by such person or persons duly authorised thereto by the Employer in writing, and the legal successors in title of this person and is referred to in this Contract Document as "Employer.
1.1.1.16	The name of the Employer's Agent is MTPA
1.1.1.18	The time for obtaining final completion certificate is 365 calendar days after completion date per project unless stated otherwise in the request for quotation document.
1.1.1.26	The Pricing Strategy is Re-measurement Contract.
1.1.1.28	Replace with the following: "Scope of Work" means the document(s) containing the Standard Specifications, the Project Particular Specifications and the Drawings, that specify and describe the Works which are to be provided, and any other requirements and constraint relating to the manner in which the work is to be carried out.
1.1.1.34	Add the following Clause after Clause 1.1.1.34 1.1.1.35 "Drawings" means all drawings, calculations and technical information (other than information contained in the Specifications) and any modifications thereof or additions thereto from time to time approved in writing by the Engineer or delivered to the Contractor by the Engineer.
1.2.1.2	The address of the Employer is: Address (physical): Hall's Gateway on the N, 4 National Highway, Mbombela, 1200 Address (postal): Private Bag X11338 Contact person: Mr Themba Betuel Telephone: 013 065 0888 Facsimile: N/A e-mail: Themba.Betuel@mtpa.co.za
1.2.1.2	The address of the Employer's Agent is: Address (physical): 26 Brown Street, Mbombela, 1200 Address (postal): 26 Brown Street, Mbombela, 1200 Contact person: Kgodiso Mashile Telephone: 013 065 0888 Facsimile: N/A e-mail: info@inhlakanipho.co.za

Mpumalanga
TOURISM AND PARKS AGENCY

I .3.5	Add the following to Clause 13.5: No part of any document or drawings issued with this enquiry may be copied, photographed or repeated in any manner or by any process without the written consent of the Engineer. Copyright is reserved on all designs, specifications, patents and patentable designs, systems and processes contained in the documents and drawings. The person, firm, or body to whom these documents are issued or made available shall be held jointly and severally responsible in their personal and corporate capacities for any contravention of the requirements of Clause 1.3.5. The recipients of these documents shall treat the documents as well as the details contained herein as private and confidential.
3.2.3	The Engineer is required to obtain the specific approval of the Employer before executing any of the following functions or duties: 1. The reduction of a penalty for delay in terms of Clause 5.13.2. 2. The issuing of a variation order in terms of Clause 6.3.2. 3. Issuing of instructions to carry out work on a day work basis in terms of Clause 6.4. I .4. 4. The determination of additional or reduced costs arising from changes in legislation in terms of Clause 6.8.4. 5. The agreeing of the adjustment of the sums for general items in terms of Clause 6. I I 6. The inclusion of credits in the next payment certificate in terms of Clause 10.1 .5.2.
3.2.2	Delete and replace with: "Whenever the Employer's agent intends, in terms of the contract, to exercise any discretion, or make or issue any ruling, contract interpretation or price determination, he shall first consult with the employer and the contractor in an attempt to reach agreement. Failing agreement, the Employer's agent shall advise the Employer on contractual issues where after the Employer will make a final decision based on the advice of the Agent. Only then will the Agent be allowed to issue a final instruction to the contractor."
3.2.3	Add the following: "The Employer's agent shall obtain written permission from the Employer for all variation orders where such variation order may have an impact on the contract duration, project cost, job creation or other legal implications related to the contract."

Mpumalanga
TOURISM AND PARKS AGENCY

4.5	Variations to the Conditions of Contract are: Add the following at the end of sub clause 4.5: "4.5.3 The Employer and the Contractor hereby agree, in terms of the provisions of Section 37(2) of the Occupational Health and Safety Amendment Act, 1993 (Act 85 of 1993), hereinafter referred to as 'the Act', that the following arrangements and procedures shall apply between them to ensure compliance by the Contractor with the provisions of the Act: i. The Contractor undertakes to acquaint the appropriate officials and employees of the Contractor with all relevant provisions of the Act and the Regulations promulgated in terms of the Act. ii. The Contractor undertakes that all relevant duties, obligations and prohibitions imposed in terms of the Act and Regulations on the Contractor will be fully complied with. iii. The Contractor accepts sole liability for such due compliance with the relevant duties, obligations and prohibitions imposed by the Act and Regulations and expressly absolves the Employer from himself being obliged to comply with any of the aforesaid duties, obligations and prohibitions, with the exception of such duties, obligations and prohibitions expressly assigned to the Employer in terms of the Act and its associated Regulations. iv. The Contractor agrees that any duly authorized officials of the Employer shall be entitled, although not obliged, to take such steps as may be necessary to monitor that the Contractor has conformed to his undertakings as described in paragraphs (i) and (ii) above, which steps may include, but will not be limited to, the right to inspect any appropriate site or premises occupied by the Contractor, or any appropriate records or safety plans held by the Contractor. v. The Contractor shall be obliged to report forthwith to the Employer and Engineer any investigation, complaint or criminal charge which may arise as a consequence of the provisions of the Act and Regulations, pursuant to work performed in terms of this Contract, and shall, on written demand, provide full details in writing, to the Employer and Engineer, of such investigation, complaint or criminal charge.
5.2. I	Add the following: "The commencement date will be the date on which the site is handed over to the contractor by the Employer's agent, after been instructed by the Employer.
5.3. I	The documentation required before commencing with the Works are: a) Health and Safety Plan (Refer to clause 4.3) b) Initial Programme (Refer to clause 5.6) c) Initial cash flow projection linked to the programme (Refer to clause 5.6.2.6) d) Security (Refer to clause 6.2) e) Insurance (refer to clause 8.6)

5.3.2	The time to submit the documentation required before commencement with Works execution is 14 days.
5.4	Add the following clause after Clause 5.4.3: 5.4.4 The Contractor shall bear all costs and charges for special and temporary rights of way required by him in connection with access to the Site. The Contractor shall also provide at his/her own cost any additional facilities outside the Site required by him/her for the purposes of the Works.
5.5. I	The Works shall be completed within the time frame stipulated during the allocation of work to the Contractor by the Employer, exclusive of the special non-working days and the year-end break and inclusive of the 28 day period referred to in Clause 5.3. I above.
5.6. I	e Contractor shall deliver the programme of work within 14 days of the Commencement Date. e programme shall clearly show the order in which the Contractor proposes to carry out the rk, including the critical path, the proposed rate of progress and a linked cash flow forecast. e programme shall be updated monthly.
5.6.2	The programme shall contain the following activities and or items as a minimum requirement: a) Testing and acceptance control b) As-built levels and drawings c) Date for Practical Completion d) Date for Completion e) Health & Safety Compliance Audits f) Environmental Compliance Audits
5.8.1	The non-working days are Sundays. The special non-working days are the official public holidays of the Republic of South Africa (which shall include public holidays set aside for voting purposes) and the industry year end break with effective dates published by the South African Forum of Civil Engineering Contractors (SAFCEC).
5.12.2	Regardless of the cause of any delay an extension of time will only be considered if it can be shown that the activity delayed is on the critical path indicated on the Programme of Works (Clause 5.6. I)

	No extension of time will be granted in respect of any delays attributed to normal climatic conditions. Normal Climatic Conditions shall be deemed to include normal rainfall and associated wet conditions and materials, strong winds and extremes of temperature. However, in the event that delays to critical activities exceed the number of working days listed below for each month, then abnormal climatic conditions shall be deemed to exist, and an extension of time shall be granted in accordance with the provisions of that Clause. The number of days quoted below shall be regarded as a fair estimate of the delays to be anticipated and allowed for under normal climatic conditions where inclement weather prevents or disrupts work on the critical path. January 7 days February 6 days April 3 days May 2 days June 1 days July 2 days August 3 days September 3 days October 6 days November 7 days December 7 days Claims for delays for abnormal climatic conditions shall be accompanied by substantiating facts and evidence, which shall be submitted timeously as each day or half-day delay is experienced. Should an extension of time be granted by the Engineer such extension of time witl be added to the Time for Completion or set against any overprovision that may have occurred in the abovementioned schedule. It shall be further noted that where the critical path is not affected, no extension of time for abnormal climatic conditions or for an other reason will be entertained.
5.13.1	The penalty for failing to complete the Works at the Due Completion Date is **0.05% of the contract value per day**. The Contractor is to note that delay penalties, in addition to monies still owed to the Contractor (including retention monies) and the Guarantee, shall effectively be used to address additional costs incurred by the Employer, such as the Employer's Agent's construction monitoring fees and other service providers' fees and wayleave extension costs, as a result of the Works not being completed at the Due Completion Date.
5.14.1	The requirements for achieving Practical Completion are all those for the Works to reach a state of readiness, fit for the intended purpose and occupation without danger or undue inconvenience to the Employer.
5.16.3	The latent defect period is **10 years.**
6.2.1	The security to be provided by the Contractor shall be a Performance Guarantee of 10% of the Contract Sum and 10% Retention will be deducted on each interim certificate, of which 5% will be returned at reaching Completion. The Performance Guarantee is to be worded as per the document included in C1.3.
6.5.1.2.3	The percentage allowance to cover overhead charges and profit shall not exceed 10%.

6.8.2	The tenderer is to submit a fixed price tender **(not subject to contract price adjustment)**
6.8.3	Price adjustments for variations in the costs of special materials are not allowed.
6.10.1.5	The percentage advance on materials not yet built into the Permanent Works is 80%.
6.10.3	The limit of retention money is **10%** of the Contract Sum, to a maximum of 5% of the contract amount of which 5% will be returned at reaching completion.
8.6.1	The Contractor shall provide the insurances required in terms of clauses 8.6.1.1, 8.6.1.2 and 8.6.1.3 of the General Conditions of Contract.
8.6.1.1.3	The amount to cover professional fees for repairing damage and loss to be included in the insurance sum is **20%** of the Contract Sum.
8.6.1.2	Special Risks Insurance issued by SASRIA is required.
8.6.1.3	The Contractor is to indemnify the Employer against any liability in respect of damage to, or physical loss of the property of any person, or injury to or death of any person due to non-compliance with the Occupational Health and Safety Act (Act 85 of 1993) 2003."
8.6.1.5	The Contractor is to provide all additional insurances including for, but not limited to, his own employees, vehicles and equipment and plant not incorporated into the Works.

Mpumalanga
TOURISM AND PARKS AGENCY

PART C2: PRICING DATA
C2.1 Pricing Assumptions

1. General

The Pricing Assumptions must be read in conjunction with the General Conditions of Contract for Construction Works (GCC 2015, 3rd Edition), the Scope of Work, and the Bill of Quantities. The documents are complementary and mutually explanatory.

2. Pricing Strategy and Basis of Measurement

- The contract is structured as a re-measurement contract (or fixed-price contract as defined in the Contract Data under Clause 1.1.1.26). For re-measurement contracts, quantities set out in the Bill of Quantities are estimated and provisional, and the Contractor shall be paid based on the actual quantities of work executed, multiplied by the rates provided.
- All work shall be measured in accordance with the specific provisions and methods set out in the Pricing Data and applicable standard specifications (e.g., SANS 1200 / COLTO).

3. Rates and Prices

- Except where specific contract adjustments (such as inflation/contract price adjustment or authorized variations) are expressly permitted, the rates and prices stated in the Bill of Quantities are final and binding for the duration of the contract.
- The unit rates and lump sums entered in the Bill of Quantities shall be fully inclusive of all the Contractor's obligations, labour, plant, material, overheads, profit, transport, temporary works, establishment, and compliance with health, safety, and environmental requirements.
- Percentage allowances specified in the Bill of Quantities for Dayworks are deemed to cover all charges for profit, timekeeping, clerical work, insurance, and superintendence.

4. Valuation of Variations and Additional Work

- Variations involving work of a similar character and carried out under similar conditions to work priced in the Pricing Data shall be valued at such rates and/or prices (including General Items) contained therein as may be applicable.
- Where work is not of a similar character or is not carried out under similar conditions, the rates and/or prices in the Pricing Data shall be used as the basis for valuation as far as may be appropriate.
- Omitted work (which is a form of Variation Order) shall be valued using the rates and/or prices in the Pricing Data according to the same principles as other variations.
- Percentage allowances in respect of the remuneration of workmen and the cost of materials shall be applied as stated in the Contract Data in accordance with Clause 6.5.1.2.3 (typically applicable to Dayworks).

Mpumalanga Tourism and Parks Agency (MTPA)
Development & Upgrading of Universal Access At Blyde River Canyon Nature Reserve
Three Roundavels View Point
Phase-1, Part B
Bid No.
Section: P&G's

No	Ref	Description	Units	Quantity	Rate	Amount
1		**CONTRACTOR'S ESTABLISHMENT ON SITE AND GENERAL OBLIGATION**				
1.1	**SANS 1200A 8.3.1**	**FIXED CHARGE AND VALUE RELATED ITEMS** CONTRACTUAL REQUIREMENTS				
1.1.1		Surety or bank guarantee	Sum	1		R -
1.1.2		Insurance of Works	Sum	1		R -
1.1.3		Common Law Liability insurance	Sum	1		R -
1.1.4		Third Party insurance	Sum	1		R -
1.1.5		Insurance of construction plant and equipment	Sum	1		R -
1.1.6		Other (Detail .....)	Sum	1		
1.2	8.3.2.1 PSAB	FACILITIES FOR THE ENGINEER				
1.2.1	8.3.5	(a) Furnished offices (2 No.) (Engineer's Meeting Room and Employer's Office)	Sum	1		R -
1.3	8.3.2.2	FACILITIES FOR THE CONTRACTOR				
1.3.1		(a) Offices and storage sheds	Sum	1		R -
1.3.2		(b) Workshops	Sum	1		R -
1.3.3		(c) Ablution and latrine facilities	Sum	1		R -
1.3.4		(d) Tools and equipment	Sum	1		R -
1.3.5		(g) Water supplies, electric power & communications	Sum	1		R -
1.4	8.3.3	Other fixed charge obligations	Sum	1		R -
1.5	8.3.4	Removal of site establishment on completion	Sum	1		R -
1.6		Compliance with the Occupational Health and Safety Act and Specification	Sum	1		R -
1.7		Environmental Management Plan	Sum	1		R -
1.8		Compliance with the Environmental Management Plan	Sum	1		R -
1.9		Hazard Identification and risk assessment (OHS Spec Clause 4.1)	Sum	1		R -
1.10		Health & Safety Plan (PS 7)	Sum	1		R -
1.11		Construction safety officer and other appointments (OHS Spec Clause 4.3)	Sum	1		R -
		TOTAL FOR SECTION (Carried Forward)				R -

Section: P&G's

No	Ref	Description	Units	Quantity	Rate	Amount
		brought forward				R -
	8.4	TIME RELATED ITEMS				
1.11	8.4.1	CONTRACTUAL REQUIREMENTS				
1.11.1		Surety or bank guarantee	Sum	1		R -
1.11.2		Insurance of works	Sum	1	Included	
1.11.3		Common Law Liability insurance	Sum	1	Included	
1.11.4		Third Party insurance	Sum	1	Included	
1.11.5		Insurance of construction plant and equipment	Sum	1	Included	
1.11.6		Other (Detail .....)	Sum	1	Included	
	8.4.2	OPERATE AND MAINTAIN FACILITIES ON THE SITE				
1.12	8.4.2.1	FACILITIES FOR ENGINEER FOR THE DURATION OF CONSTRUCTION				
1.12.1	PSAB 8.3.5	(a) Furnished offices (2 No.) (Engineering Meeting Room and Employer's Office)	Sum	1		R -
1.12.2		(c) Nameboards (2 No.)	Sum	1		R -
1.12.3	8.3.9	Survey instruments	Sum	1		R -
1.13		FACILITIES FOR THE CONTRACTOR				
1.13.1		(a) Offices and storage sheds	Sum	1		R -
1.13.2		(b) Workshops	Sum	1		R -
1.13.3		(c) Ablution and latrine facilities	Sum	1		R -
1.13.4		(d) Tools and equipment	Sum	1		R -
1.13.5		(g) Water supplies, electric power & communications	Sum	1		R -
1.14	8.4.3	Supervision for duration of construction	Sum	1		R -
1.15	8.4.4	Company and head office overhead costs for the duration of the contract	Sum	1		R -
1.16	8.4.5	Other time-related obligations	Sum	1		R -
		Total carried to summary				R -

Section: P&G's

No	Ref	Description	Units	Quantity	Rate	Amount
		brought forward				R -
		General Requirement and Provisions Sums stated provisionally by Engineer				
1.17		(a) Employment of a community liaison officer for the duration of the contract	Months	6	R7,000.00	R -
1.18		(b) Allowance for accredited training	P.Sum	1	R0.00	R -
1.19		(c) Provisional sum for payment for insitu material in Borrow Areas	P.Sum	1	R50,000.00	R -
1.20		(d) Provisional sum for Topographic and Geotechnical Engineering Investigation	P.Sum	1	R70,000.00	R -
1.21		(e) Provisional sum for EIA and Environmental Monitoring	P.Sum	1	R60,000.00	R -
1.22		(f) Provisional sum for client's OHS consultant	P.Sum	1	R100,000.00	R -
1.23		(g) Provisional sum for payment of relocating and putting up of Bench marks	P.Sum	1	R35,000.00	R -
1.24		(h) Percentage for charges and profit on the Provisional Sums for	%	10%		R -
1.25		contractor's cost and profit on items 10.01 (a), (b), (c), (d), €, (f) and (g)				
		Total carried to summary				R -

Mpumalanga Tourism and Parks Agency (MTPA)
Development & Upgrading of Universal Access At Blyde River Canyon Nature Reserve
Three Roundavels View Point
Phase-1, Part B
Bid No. 0
Section: Day Works

No	Ref	Description	Units	Quantity	Rate	Amount
2		**Dayworks**				
		Machinery				
2.1		Water Cart	Rate	1		Rate Only
2.2		Flatbed Truck	Rate	1		Rate Only
		Personnel/ Staff on site				
2.3		Construction Manager	Rate	1		Rate Only
2.4		Foreman	Rate	1		Rate Only
2.5		Skilled labour	Rate	1		Rate Only
2.6		Local Labour	Rate	1		Rate Only
		Specialist				
2.7		Surveyor	Rate	1		Rate Only

Mpumalanga Tourism and Parks Agency (MTPA)
Development & Upgrading of Universal Access At Blyde River Canyon Nature Reserve
Three Roundavels View Point
Phase-1, Part B
Bid No. 0
Section: Ramps & Walkways

No	Ref	Description	Units	Quantity	Rate	Amount
3		**Ramps & Walkways**				
3.1		Site clearance	m^2	150		R -
3.2		Removing existing concrete				
3.2.1		(a) Plain Concrete	m^3	20		R -
3.2.2		(b) Reinforced concrete	m^3	5		R -
3.3		Overhaul on excavated material carted to spoil, backfill material (but excluding Portland cement in case of soil cement), existing structures demolished and removed to spoil and removing and re-laying, and removing and staking existing pipes, for haul in excess of free-haul distance of 1 km	m^3-km	12		R0
3.4		Removing existing fence & handrails				
3.4.1		(a) Fence	m	60		R -
3.4.2		(b) Gumpole railing	m	10		R -
3.5		Foundation				
3.5.1		Foundation Concrete Strip footing	m^3	3		R -
		Masonry works				
3.5.2		Facebrick (230 skin wall)	m^2	20		R -
3.5.3		Stockbrick (230mm wall)	m^2	100		R -
		Pavement layers (420)				
3.6		Fill selected layer G7 (150mm)	m^3	27		R -
3.7		Sub-Base C4 (150mm)	m^3	27		R -
3.8		Bedding Sand (20mm)	m^3	3.5		R -
3.9		Concrete layer (100mm Slab with floating finish)	m^3	44.8		R -
		Steel reinforcement:				
3.10		High tensile welded mesh: Ref 311 to floor slabs	m^2	600		R -
3.11		Ramps to the currioshop	P.Sum	1	R10,000.00	R -
		Total carried to summary				R -

Section: Ramps & Walkways

No	Ref	Description	Units	Quantity	Rate	Amount
		brought forward				R -
3.12		Stairs to tie new walkways	P.Sum	1	R20,000.00	R -
3.13		Prefabricated mountable kerb, SABS 927. Type Fig 8B and	m	600		R -
3.14		Cast Concrete Kerb	m	300		R -
3.15		Coping on resting space Precast concrete 320x500mm monopitch copings	m²	3.5		R -
3.16		Mossaic (Finishing)	m²	3.5		R -
3.17		Sitting Concrete Benches	no.	6		R -
3.18		Signage Informatition/braille Information signage	no		prov sum	**R18,000.00**
3.19		Braille	no		prov sum	**R30,000.00**
3.20		Rubish bins	m²		prov sum	**R30,000.00**
3.21		Lighting (Solar light)	m²		prov sum	**R50,000.00**
3.22		Finishing	m²	136		R -
		Total carried to summary				R -

Mpumalanga Tourism and Parks Agency (MTPA)
Development & Upgrading of Universal Access At Blyde River Canyon Nature Reserve
Three Roundavels View Point
Phase-1, Part B
Bid No. 0
Section: Viewing Deck

No	Ref	Description	Units	Quantity	Rate	Amount
4		**Viewing Decks**				
4.1		Site clearance	m^2	328		R -
4.2		Concrete Works (Footing) 25MPa	m^3	24		R -
4.3		Reinforcement (Footing)	ton	1.00		R -
4.4		Drilling rock for achors for footing	P.Sum	1	R30,000.00	R -
4.5		Platform deck (Columns & Beams) Structural Steel Frame (Steel Grade S355JR)	ton	3.36		R -
4.6		Deck platform MOSO® Bamboo Outdoor Decking Brown caramel Bamboo N-durance	m^2	125.00		R -
4.7		Roof Covering/Sheeting	m^2	15.00		R -
4.8		Finishing	m^2	77.3		R -
					Total carried to summary	R -

Mpumalanga Tourism and Parks Agency (MTPA)
Development & Upgrading of Universal Access At Blyde River Canyon Nature Reserve
Three Roundavels View Point
Phase-1, Part B
Bid No. 0
Section: Handrails

No	Ref	Description	Units	Quantity	Rate	Amount
5		**Handrails** Supply & Installation				
5.1		Handrail at walkways, ramps & landing	m	120		R -
5.2		Handrailing at viewing deck	m	45		R -
5.3		Handrailing at Ablution Block	m	13.465		R -
5.3		Finishing	m	178.465		R -
					Total carried to summary	R -

Mpumalanga Tourism and Parks Agency (MTPA)
Development & Upgrading of Universal Access At Blyde River Canyon Nature Reserve
Three Roundavels View Point
Phase-1, Part B
Bid No. 0
Section: Ablution Block

No	Ref	Description	Units	Quantity	Rate	Amount
6		**Ablution Block**				
6.1		Site Clearance	m^2	40		R -
6.2		Excavations (Earth works)	m^3	5		R -
		Foundation & Columns				
6.3		Concrete Works (Footing) 30 Mpa	m^3	20		R -
6.4		Concrete Reinforcement (Rebar)	ton	1.25		R -
		Slab				
6.5		Concrete Works (Slab)	m^3	3		R -
6.6	617	Concrete Reinforcement (Mesh)	m^2	3.2		R -
6.7		250 Micron DPM	m^2	3.2		R -
		Ramps				
6.8		Concrete works (ramp) 25MPa	m^3	3		R -
6.9		Floor screed	m^2	80		R -
6.10	G5	Masonry / Brick Works				
		Facebrick				
6.10.1		Corobrik (115 skin wall), Corobrik' Tambotie	m^2	25		R -
		Clay Bricks				
6.10.2		Stockbrick (115mm wall), half brick skin	m^2	35		R -
6.10.3		Stockbrick (230mm wall), Single brick skin	m^2	60		R -
6.11		Lintels				
6.11.1		Facebrick	m	7.5		R -
6.11.2		Concrete	m	2.5		R -
6.12		Plaster walls	m^2	180		R -
6.13		Structural Steel Frame (Steel Grade S355JR)	ton	9.90		R -
6.14		Roof Covering 700mm cover Klip-Tite	m^2	115.00		R -
6.15		Aluminium Louvre infill panels	m^2	8.00		R -
6.16		Fibre cement beam fill panels	m^2	10.00		R -
6.17		Fibre cement fascias	m	42.00		R -
6.18		Seamless aluminium gutters & rainwater do	m	13.00		R -
		Total carried to summary				R -

Section: Ablution Block

No	Ref	Description	Units	Quantity	Rate	Amount
		brought forward				R -
6.19		Ceiling				
6.19.1		Isoboard ceiling	m²	90.00		R -
6.19.2		Isoboard cornice	m	145.00		R -
6.20		Painting	m²	180		R -
6.21		Toilet partitioning cubicles & Urinal screens	m²	14.2		R -
6.22		Door Frames, Doors & Fitting				
6.22.1	D1	D1	no.	2		R -
6.22.2	D2	D2	no.	2		R -
6.23		Windows Frames & Fittings (Alliminium)				
6.23.1	W1	W1	no.	6		R -
6.23.2	W2	W2	no.	5		R -
6.24	J3	Glazing	m²	10		R -
6.25		Ironmongery for doors	no	4		R -
		Pipefittings and connection				
6.26		Ablusion block and septic tank	1	1		R -
6.27		Bathrooms Fitting				
6.27.1		Toilets seat & fittings	no.	6		R -
6.27.2		Toilet seat & fittings (For dissable)	no.	2		R -
6.27.3		Urinals & fittings	no.	3		R -
6.27.4		Handwash Basins slab & fittings	no.	5		R -
6.27.5		Handwash Basins seat & fittings (For diss	no.	2		R -
6.28		Changing station				
6.28.1		Sanitary schedule	P.Sum	1	R7,500.00	R -
6.28.2		Sanitary fittings	P.Sum	1	R126,173.00	R -
6.28.3		Sanitary accessories	P.Sum	1	R125,000.00	R -
						R -
6.29		Tiles				
6.29.1		Floor tiles	m²	45		R -
6.29.2		Wall Tiles	m²	80		R -
6.30		Fire extinguisher 9kg DCP	no.	2		R -
6.31		Electrical Supply & fitting				
6.31.1		Fluorescent lights	no.	5		R -
6.31.2		Emergency exit lights	no.	2		R -
		Total carried to summary				R -

Section: Ablution Block

No	Ref	Description	Units	Quantity	Rate	Amount
		brought forward				R -
6.31.3		External wall lights	no.	2		R -
6.31.4		Light switches	no.	5		R -
6.31.5		Extractor fans	no.	5		R -
6.31.6		Electrical points	no.	3		R -
6.31.7		DB board (Complete)	no.	1		R -
6.32		1.0mm QC Deck Galvanised	m^2	60		R -
6.33		Issuing of electrical COC	no.	1		R -
6.34		Finishing	m^2	40		R -
6.35		Alteration to the existing Ablutions	P.Sum	1	R100,000.00	R -
		Total carried to summary				R -

Mpumalanga Tourism and Parks Agency (MTPA)
Development & Upgrading of Universal Access At Blyde River Canyon Nature Reserve
Three Roundavels View Point
Phase-1, Part B
Bid No. 0

Summary Schedule				
Construction Cost				
No	Ref	Description		Amount
1		Preliminaries & General		
2		Day works		
3		Ramps & Walkways		
4		Viewing Decks		
5		Handrails		
6		Ablution Block		
		Sub-Total (A)		
		Contigency	*10%*	
		Sub-Total (B)		
		VAT	*15%*	*R* -
		Estimated Tender Amount (VAT Incl.)		**R** -

Part C3: Scope of Work (Three Roundavels View Point)

The project scope of work entails:

- Contractual obligations,
- Site establishment,

- Setting out the works (through topographic surve y),
- Storage of construction materials,

- Construction of ramps,
- Construction of walkways pavement,
- Construction of storm-water management structures,
- Installation of surfacing with concrete,
- Installation of kerbs along the walkways,
- Installation of handrails at walkway,
- Provision and installation of any other walkways furniture and necessary

- Construction of viewing decks,
- Installation of handrails on viewing decks,
- Installation of roofing panels on the viewing deck,

- Construction of ablution facilities to accommodate people with disability
- Provision for water supply facilities
- Construction of septic tank and connection piping

F	CONCRETE
F3	Landings & Ramps: Concrete finish (woodfloated) to be compliant with Table 1 SANS 10400-S, 2025 as to Engineers details. Cast, spread, compact and wood float. Divide floor slabs into bays by movement joints. Movement joints in floor slabs must be keyed, sawn or dowelled according to SABS 0109. (AS TO ENGINEER DRAWINGS)
F4	Slabs: Cast reinforced concrete according to the instructions and drawings of the engineer. Contractor to allow for take of concrete cubes and testing thereof every 40 cub.m. on 7 and 28 days.
G1	CLAY BRICKS – ACCORDING TO SABS – BRICKS TO BE OF UNIFORM SIZE AND SHAPE, 230 X 115 X 75MM, CLASS NFP, NOT LESS THAN 7,0 MPA STRENGTH. Stock brick work: according to SABS 227 built in horizontal stretcher bond with 10mm wide mortar flush jointing. Mortar joints shall be 10mm in thickness. Vertical bricks scale 85 mm. Brickwork reinforcement: half brick thick walls shall be built in 5:1 cement mortar and reinforced with BRC brickforce 75 mm wide, one row to every four courses in height and built 100 mm into main connecting walls; one brick thick wall 150mm BRC every second course and foundation walls every course. Windows/Doors: 'Brickforce' in every course for 5 courses under windows, and above windows, doors and all lintels. All "Brickforce overlaps to be min. 400mm. Foundation Walls: Mortar between brickwork to be 1:4 cement, sand mixture. The height of any foundation wall not acting as a retaining wall shall not exceed 1.2m (Unless otherwise specified by engineer) 'Brickforce' in every course.
G2	Face brick work: "Corobrik" Tambotie Sat in FBS According to SABS 227 built in horizontal stretcher bond with 10mm wide mortar, flush jointing. Maintain and protect until brick laying is complete. Brickwork reinforcement: half brick thick walls shall be built in 5:1 cement mortar and reinforced with BRC brickforce 75 mm wide, one row to every four courses in height and built 100 mm into main connecting walls; one brick thick wall 150mm BRC every second course and foundation walls every course. Windows/Doors: 'Brickforce' in every course for 5 courses under windows, and above windows, doors and all lintels. All "Brickforce overlaps to be min. 400mm.
G5	Window Cill Plastered walls: "EVERITE" o.s.e. Nutec-cement high density window sills fixed in strict accordance with manufacturers specifications and recommendations. Face brickwalls: work according to SABS 227 built in brick on-edge bond with 10mm wide mortar, square recessed jointing. Fill all joints solid with mortar.
G6	Lintels Face brick: work according to SABS 227 built in brick on-edge bond with 10mm wide mortar, square recessed jointing and reinforced with m.s.bars. Embed reinforcement fully and fill all joints solid with mortar. Use 1:4 cement sand mortar. Reinforced brick lintels: in 3:1 brick mortar with reinforcement as follows BRICK OPENING LAYERS REINFORCEMENT up to 1m 4 one row 75 mm wide BRC for every half brick width of soffit 1m to 1,5m 6 do 1,5m to 2,0m 7 3 ms rods 8,3 mm dia for every halfbrick width sofit Brick reinforcement should be of hard drawn mild steel with 3,15mm thick main wires and 2,8 mm thick transverse wires. The external wires should have at least 20mm coverage from face of brickwork. Lintels must be supported on temporary formwork for 14 days. BRC brickforce 75mm wide every brick course above opening. All Brickforce overlaps to be min. 400mm Windowdoor openings: exceeding 2,0 m to eng. specifications.
H2	Damp-proof course: Shall be of black embossed polyethylene sheeting (0,375mm thick) complying with SABS 952, TYPE B under walls, window sills, lintels, thresholds, etc, with 150mm overlaps.
J3	Toilet partitioning cubicles & Urinal screens: Ultraflex classic toilet cubicles consisting of 20 mm thick vitreous enamel faced particle board bonded panels trimmed with natural anodised aluminium edging and top rails including fixing components and standard ironmongery comprising hinges, indicator bolts, coat hooks / door stops and rubber buffers. The complete system set-up 150 mm from finished floor level on telescopic stainless steel leg anchors, according to manufacturer's instructions. The vitreous enamel surface is to be guaranteed, in writing, to perform specifically to the functions for which it was intended, and to remain functionally unchanged for a period of twenty-five (25) years.
K	FLOORS
K1	External threshold tile All doors with 15mm fall . Seal joint between threshold tile and bottom rail neatly with clear silicon.
N2	Handrailing Landings/Ramps (1100mm height) Refer to detail drawing. 1,5 to 2mm thick stainless steel mesh aperture of 50mm woven through top & bottom bearer as supplied by Specialist Allow PC Amount per linear meter
N3	Structural steelwork As to Engineers drawings issued Shop drawings: prepare all shop drawings in co-operation with the structural engineer. Welding: a) Use only coded welders b) Weld according to SABS 044 c) All welds must be continuous d) Grind smooth Pre-painting: a) Prepare steel surfaces for coating according to SABS 064. b) Paint steel with one coat red lead based primer (SABS 312 type 2 grade 1) before leaving workshop.
N4	Windows and doors: As per window and door schedules. Contractor to take suitable precautions to protect all elements during the construction phase. Aluminium windows and doors according to minimum requirements of the Association of Architectural Aluminium Manufacturers of South Africa. Powder coating to SABS 1274 - colour to architect. Mark each window and door with the mark and number of the test certificate issued be AAAMSA. The supplier is responsible for confirmation of the opening sizes.
O	PLASTERING
O1	Sand-cement screed: Mix one part portland cement (SABS 471) to four parts sand (SABS 1083) to a thickness of 25mm. Add a water proofing agent to the mix where tiles are liable to moisture penetration. Ensure all piped services are in position. Ensure the base concrete is hard and strong, free of cracks and reasonably accurate. Clean the surface by chipping if necessary. Wet only if the concrete is absorptive. Fix 6x90mm brass floor dividing strips in floors under all internal doors where floor finish changes or material or pattern, and under external doors so that external threshold is 10mm lower than the inside threshold. Lay screed according to (SABS 0190). Provide joints between bays, over joints in base slabs, against walls, columns or other fixed objects, and over centres of any main supporting beams that occur below the finish. Joints must extend through the full thickness of the finish.
O2	One-coat plaster: Mix one part ordinary portland cement (SABS 471), one part lime (SABS 523) and five parts sand (SABS 1090) Complete all chased pipework and service outlets before plastering is commenced. Plaster 12-20mm thick on walls, 10-15mm thick on concrete ceilings and beams. Finish inside plaster with a steel trowel, outside plaster with a wooden trowel, to an even smooth finish. Plaster single surfaces in one operation. Protect surfaces against drying out for three days. Form knife joints, with arris-rounded edges. Provide sample plaster panel for approval before continuing.
P	TILING
P2	Floor Tile Allow PC amount per/m2
P3	Wall Tile: To be laid as per drawings. Allow PC amount per/m2
P4	Backing panel at Urinals Vicinity Ceramic Panel wall cladding manufactured with a Cradle-to-Cradle certified e3 ceramic steel surface to the front face and factory bonded to a closed cell PVCU foam-based moisture resistant backing board. Panels shall be installed true and level and secured to prepared substrates using a high-strength waterproof adhesive system in accordance with the manufacturer's recommendations. Surface colour to be selected from the manufacturer's standard range of solid colours. The ceramic steel surface is to be guaranteed, in writing, to perform specifically to the functions for which it was intended, and to remain functionally unchanged for a period of twenty-five (25) years.
Q	PLUMBING
Q4	Fire Extinguisher: DCP-extinguisher : portable rechargeable powder to SABS 810. Type: dry chemical, Capacity: 4,5kg Hang extinguisher on a wall hook screwed and plugged to wall, at an agreed height.
T	PAINTER
T2	MASONARY Interior: Cement plaster Smooth matt finish. 1 coat X107 PVA Acrylic First Coater. 2 coats Double Velvet Luxury Wall Coat. Exterior: Cement plaster, off shutter concrete, pre-fabricated concrete panels and bagged cement plaster surfaces. Smooth matt finish. 1 coat X107 PVA Acrylic First Coater 2 coats Polvin Super Acrylic Colour samples to be priced for & painted as per Architect
V15	SANITARYWARE Refer to Sanitary Schedule for PC items for sanitary ware
V16	CHANGING STATION: Allow PC Amount



1 Ablutions Plan
1 : 50



2 3D Ablution Entrance

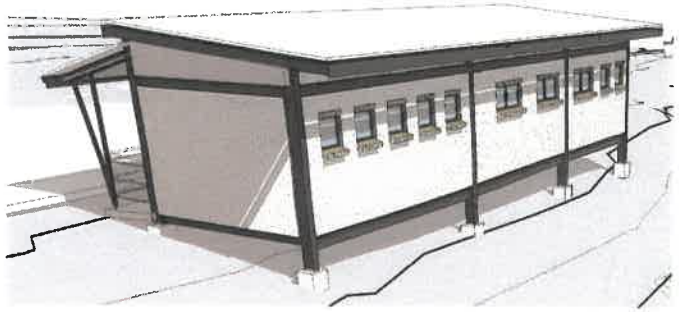

3 3D Ablution Back View

NOTES

REV NO	DATE	DESCRIPTION	REV BY

Owner

Mpumalanga Tourism and Parks Agency
N4 National Road, Hells Gateway, Matsafeni, Mbombela, Mpumalanga
Private bag X 11338, Mbombela 1200
Tel: 013 086 0800
Contact: Mr. Sibusiso Makonda
(Project Manager)

Inhlakanipho consultants

Inhlakanipho Consultants(Pty) Ltd
Reg. No. CK2019/441909/07
08 Drysdale Street,
Nelspruit
1200

8 Drysdale, Mbombela, 1200
Tel No.: 013 752 6064
Email: info@inhlakanipho.co.za
Contact Person: Mr Kgodiso Mesele
(Project Manager)
Cellphone No.: 0728023405

SURVEYED	
Designer	CTR
Author	
Checker	
APPROVED	
PR.ENG.NO	
DATE	

TITLE
ABLUTION BLOCK
Plan & 3D Views

PROJECT NAME
BLYDE RIVER CANYON NATURE RESERVE
UNIVERSAL ACCESS PROJECT
THREE RONDAVELS

SCALE	DATE
1:50	AUGUST 2026

Project Number
26/07 AB-01

F	CONCRETE
F3	Landings & Ramps: Concrete finish (woodfloated) to be compliant with Table 1 SANS 10400-S, 2025 as to Engineers details. Cast, spread, compact and wood float. Divide floor slabs into bays by movement joints. Movement joints in floor slabs must be keyed, sawn or dowelled according to SABS 0109. (AS TO ENGINEER DRAWINGS)
F4	Slabs: Cast reinforced concrete according to the instructions and drawings of the engineer. Contractor to allow for take of concrete cubes and testing thereof every 40 cub m, on 7 and 28 days.
G1	CLAY BRICKS – ACCORDING TO SABS – BRICKS TO BE OF UNIFORM SIZE AND SHAPE, 230 X 115 X 75MM, CLASS NFP, NOT LESS THAN 7,0 MPA STRENGTH. Stock brick work: according to SABS 227 built in horizontal stracher bond with 10mm wide mortar flush jointing. Mortar joints shall be 10mm in thickness. Vertical bricks scale 85 mm. Brickwork reinforcement: half brick thick walls shall be built in 5:1 cement mortar and reinforced with BRC brickforce 75 mm wide, one row to every four courses in height and built 100 mm into main connecting walls; one brick thick wall 150mm BRC every second course and foundation walls every course. Windows/Doors: 'Brickforce' in every course for 5 courses under windows, and above windows, doors and all lintels. All 'Brickforce overlaps to be min. 400mm. Foundation Walls: Mortar between brickwork to be 1:4 cement, sand mixture. The height of any foundation wall not acting as a retaining wall shall not exceed 1,2m (Unless otherwise specified by engineer) 'Brickforce' in every course.
G2	Face brick work: 'Corobrik' Tambolie Satin FBS According to SABS 227 built in horizontal stracher bond with 10mm wide mortar, flush jointing. Maintain and protect until brick layerg is complete. Brickwork reinforcement: half brick thick walls shall be built in 5:1 cement mortar and reinforced with BRC brickforce 75 mm wide, one row to every four courses in height and built 100 mm into main connecting walls; one brick thick wall 150mm BRC every second course and foundation walls every course. Windows/Doors: 'Brickforce' in every course for 5 courses under windows, and above windows, doors and all lintels. All 'Brickforce overlaps to be min. 400mm.
G3	Window Cill Plastered walls: 'EVERITE" o.s.a. Nutec-cement high density window sills fixed in strict accordance with manufacturers specifications and recommendations. Face brickwalls: work according to SABS 227 built in brick on-edge bond with 10mm wide mortar, square recessed jointing. Fill all joints solid with mortar.-
G6	Lintels Face brick: work according to SABS 227 built in brick on-edge bond with 10mm wide mortar, square recessed jointing and reinforced with m.s bars. Embed reinforcement fully and fill all joints solid with mortar. Use 1:4 cement sand mortar Reinforced brick lintels: in 3:1 brick mortar with reinforcement as follows: BRICK OPENING LAYERS REINFORCEMENT up to 1m 4 one row 75 mm wide BRC for every half brick width of soffit 1m to 1,5m 5 do 1,5m to 2,0m 7 3 ms rods 8,3 mm dia for every halfbrick width soffit Brick reinforcement should be of hard drawn mild steel with 3,15mm thick main wires and 2,8 mm thick transverse wires. The external wires should have at least 20mm coverage from face of brickwork. Lintels must be supported on temporary formwork for 14 days. BRC brickforce 75mm wide every brick course above opening. All Brickforce overlaps to be min. 400mm Window/door openings: exceeding 2,0 m to eng. specifications.
H2	Damp-proof course: Shall be of black embossed polyethylene sheeting (0,375mm thick) complying with SABS 952, TYPE B under walls, window sills, lintels, thresholds, etc, with 150mm overlaps.
J3	Toilet partitioning cubicles & Urinal screens: Vitraflex classic toilet cubicles consisting of 20 mm thick vitreous enamel faced particle board bonded panels framed with natural anodised aluminium edging and top rails including fixing components and standard ironmongery comprising hinges, indicator bolts, coat hooks / door stops and rubber buffers. The complete system set-up 150 mm from finished floor level on telescopic stainless steel leg anchors, according to manufacturer's instructions. The vitreous enamel surface is to be guaranteed, in writing, to perform specifically to the functions for which it was intended, and to remain functionally unchanged for a period of twenty-five (25) years.
K	FLOORS
K1	External threshold tile At doors with 15 mm fall:. Seal joint between threshold tile and bottom rail neatly with clear silicon.
N2	Handrailing: Landings/Ramps (1100mm height) Refer to detail drawing. 1,5 to 2mm thick stainless steel mesh aperture of 50mm woven through top & bottom bedder as supplied by Specialist Allow PC Amount per linear meter
N3	Structural steelwork: As to Engineers drawings issued Shop drawings: prepare all shop drawings in co-operation with the structural engineer. Welding: a) Use only coded welders b) Weld according to SABS 044 c) All welds must be continuous d) Grind smooth Pre-painting: a) Prepare steel surfaces for coating according to SABS 064. b) Paint steel with one coat red lead based primer (SABS 312 type 2 grade 1) before leaving workshop.
N4	Windows and doors: As per window and door schedules. Contractor to take suitable precautions to protect all elements during the construction phase. Aluminium windows and doors according to minimum requirements of the Association of Architectural Aluminium Manufacturers of South Africa. Powder coating to SABS 1274 - colour to architect. Mark each window and door with the mark and number of the test certificate issued be AAAMSA. The supplier is responsible for confirmation of the opening sizes.
O	PLASTERING
O1	Sand-cement screed: Mix one part portland cement (SABS 471) to four parts sand (SABS 1083) to a thickness of 25mm. Add a water proofing agent to the mix where tiles are liable to moisture penetration. Ensure all piped services are in position. Ensure the base concrete is hard and strong, free of cracks and reasonably accurate. Clean the surface by chipping if necessary. Wet only if the concrete is absorptive. Fix 6x50mm brass floor dividing strips in floors under all internal doors where floor finish changes or material or pattern, and under external doors so that external threshold is 10mm lower than the inside threshold. Lay screed according to (SABS 0109). Provide joints between bays, over joints in base slabs, against walls, columns or other fixed objects, and over centres of any main supporting beams that occur below the finish. Joints must extend through the full thickness of the finish.
O2	One-coat plaster: Mix one part ordinary portland cement (SABS 471), one part lime (SABS 523) and five parts sand (SABS 1090).Complete all chased pipework and service outlets before plastering is commenced. Plaster 12-20mm thick on walls, 10-15mm thick on concrete ceilings and beams. Finish inside plaster with a steel trowel, outside plaster with a wooden trowel, to an even smooth finish. Plaster angle surfaces in one operation. Protect surfaces against drying out for three days. Form knife joints, with arris-rounded edges. Provide sample plaster panel for approval before continuing.
P	TILING
P2	Floor Tile: Allow PC amount per/m2
P3	Wall Tile: To be laid as per drawings. Allow PC amount per/m2
P4	Backing panel at Urinals Vicinity Ceramil.Panel wall cladding manufactured with a Cradle-to-Cradle certified e3 ceramic steel surface to the front face and factory bonded to a closed cell PVCU foam-based moisture resistant backing board. Panels shall be installed true and level and secured to prepared substrates using a high-strength waterproof adhesive system in accordance with the manufacturer's recommendations. Surface colour to be selected from the manufacturer's standard range of solid colours. The ceramic steel surface is to be guaranteed, in writing, to perform specifically to the functions for which it was intended, and to remain functionally unchanged for a period of twenty-five (25) years.
Q	PLUMBING
Q4	Fire Extinguisher: DCP-extinguisher : portable rechargeable powder to SABS 810. Type: dry chemical, Capacity: 4,5kg Hang extinguisher on a wall hook screwed and plugged to wall, at an agreed height.
T	PAINTER
T2	MASONARY Interior: Cement plaster Smooth matt finish. 1 coat X107 PVA Acrylic First Coater. 2 coats Double Velvet Luxury Wall Coat. Exterior. Cement plaster, off shutter concrete, pre-fabricated concrete panels and bagged cement plaster surfaces. Smooth matt finish. 1 coat X107 PVA Acrylic First Coater 2 coats Pelvin Super Acrylic Colour samples to be priced for & painted as per Architect
V15	SANITARYWARE Refer to Sanitary Schedule for PC items for sanitary ware
V16	CHANGING STATION: Allow PC Amount



1 Ablutions Plan
1 : 50

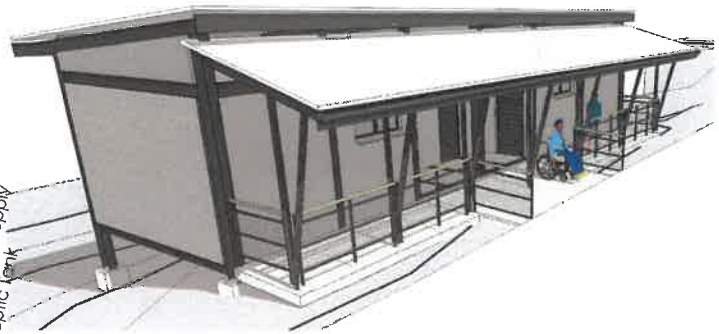

PROPOSED NEW ABLUTION BLOCK
Connected to ex water supply
New Septic Tank

2 3D Ablution Entrance

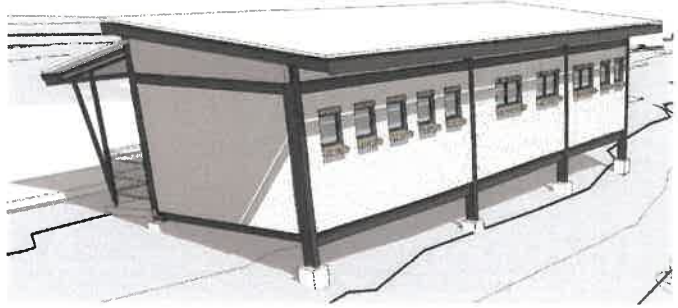

3 3D Ablution Back View

NOTES

REV NO	DATE	DESCRPTION	REV BY

Owner

Mpumalanga

Mpumalanga Tourism and Parks Agency
N4 National Road, Hella Delaney, Mataffin, Mbombela, Mpumalanga
Private bag X 11338, Mbombela 1200
Tel: 013 086 0858
Contact: Mr. Sibusiso Mabunda
(Project Manager)

Inhlakanipho Consultants

Inhlakanipho Consultants(Pty) Ltd
Reg. No: CK2015/441800/07
08 Dryadale Street,
Nelspruit
1200

8 Dryadale, Mbombela, 1200
Tel No.: 013 752 6054
Email: info@inhlakanipho.co.za
Contact Person: Mr Kgodiso Mashifa
(Project Manager)
Cellphone No.: 0729023405

SURVEYED	
Designer	CBR
Author	
Checker	
APPROVED	
PR ENG NO	
DATE	

TITLE
ABLUTION BLOCK
Plan & 3D Views

PROJECT NAME
BLYDE RIVER CANYON NATURE RESERVE
UNIVERSAL ACCESS PROJECT
THE PINNACLE ROCK

SCALE	DATE
1:50	AUGUST 2026

Project Number
25/03 AB-01A

ELECTRICAL LEGEND

All fittings to be low voltage

	1240x150mm LED surface mounted panel
	620x150mm LED surface mounted panel
	Wall light - uplighter/downlighter option.
	Adjustable Ceiling/Wall mounted Emergency Exit Signs 240V Alu. Ceiling Surface LED Emerg Exit Sign - no Legend - 3hr b/up Down Emergency Exit Legend for EN-EMLED21/22/24 PVC
S	Movement sensor switch
N	Day/night switch at 1020mm
EXT FAN	Extractor fan connected to light sensor switch
	Point for Electric Hand Dryer
DB	MAIN DB with Pre Paid Electrical Meter



1 Ablutions Electrical Layout
1 : 50

R	ELECTRIC
R1	Electrician: Comply with all requirements of local authority and SABS 0124 - Wiring of Premises. All work must be done under supervision of a registered electrician Chase neatly into solid walls not deeper than one third of the wall thickness vertically and not more than one sixth horizontally. Avoid horizontal chasing where possible. Ensure that chases, holes and recesses are so made as not to impair the strength or stability of the wall. Fill chases with class 1 or 2 mortar once the conduits are in position. Guarantee the efficient and safe working of the whole installation for 12 months after completion of the building. Lighting bulbs and tubes are excluded from this guarantee. Inform the local authority at completion for inspection and provide the architect with a copy of the test certificate before handing over. Electrical layout drawings are strictly diagramatic and exact positions of electrical points must be determined on site.
R2	Electrical distribution board Board: pre-painted pressed steel distribution board with door & latch (SABS 1180) and with isolator, earth leakage devices and circuit breakers. Surface mount distribution board on wall Label all functions and provide a legend card.
R3	Conduits: uPVC conduits to SABS 950. Fix i) Build in conduits in wall chases with cement mortar & clamps. ii) Fix conduits in roof spaces with clamps. iii) Cast conduits in concrete surface beds. iv) Do surface fixing level, plumb, neatly & in straight lines

NOTES

REV NO	DATE	DESCRIPTION	REV BY

Owner

Mpumalanga Tourism and Parks Agency
N4 National Road, Hall's Getaway, Matsafin, Mbombela, Mpumalanga
Private bag X 11336, Mbombela 1200
Tel: 013 265 0359
Contact: Mr. Sibusiso Mabunda
(Project Manager)

Inhlakanipho Consultants (Pty) Ltd
Reg. No. CK2019/441909/07
06 Drysdale Street, Nelspruit 1200
8 Drysdale, Mbombela, 1200
Tel No.: 013 752 6864
Email: info@inhlakanipho.co.za
Contact Person: Mr Kgotso Mashile
(Project Manager)
Cellphone No.: 0728023405

SURVEYED	
Designer	CRB
Author	
Checker	
APPROVED	
PR ENG NO	
DATE	

TITLE
ABLUTION BLOCK
Electrical Layout

PROJECT NAME
BLYDE RIVER CANYON NATURE RESERVE
UNIVERSAL ACCESS PROJECT
THREE RONDAVELS

SCALE	DATE
1:50	AUGUST 2026

Project Number
26/07 AB-08

WINDOW SCHEDULE

	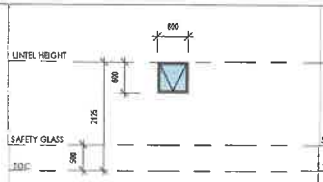 GLAZING AS PER - SABS 0400 (PART N-Glazing)	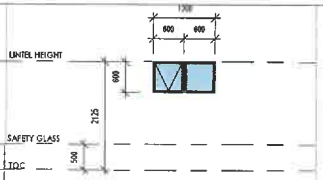 GLAZING AS PER - SABS 0400 (PART N-Glazing)
NUMBER	W01 1 : 50	W02 1 : 50
DESCRIPTION	• CASEMENT 349 ALUMINIUM WINDOW	• CASEMENT 340 ALUMINIUM WINDOW
FRAME	• STANDARD ALUMINIUM WINDOW FRAME • TOP HUNG OPENING OUT	• STANDARD ALUMINIUM WINDOW FRAME • TOP HUNG OPENING OUT
GLAZING	• GLAZING AS PER - SABS 10400-PART N & SANS1263-1 • 4mm OBSCURE GLASS • LAMINATED GLASS -BELOW 500mm	• GLAZING AS PER - SABS 10400-PART N & SANS1263-1 • 4mm OBSCURE GLASS • LAMINATED GLASS -BELOW 500mm
ACCESORIES	• STANDARD HANDLES AS PER MANUFACTURER	• STANDARD HANDLES AS PER MANUFACTURER
FINISH	•POWDER COATED • COLOUR CHARCOAL	•POWDER COATED • COLOUR CHARCOAL

DOOR SCHEDULE

	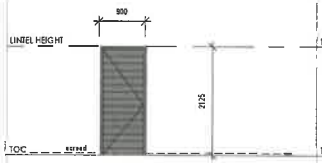 •check plan for door hand•	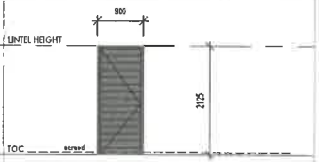 •check plan for door hand•
NUMBER	D01 1 : 50	D02 1 : 50
DESCRIPTION	• SINGLE POWDER COATED EXTERNAL ALUMINIUM DOOR WITH ALUMINIUM PANELLING	• SINGLE POWDER COATED EXTERNAL ALUMINIUM DOOR WITH ALUMINIUM PANELLING
FRAME	• 900 X 2100mm HIGH STANDARD ALUMINIUM POWDER COATED SINGLE ALUMINIUM DOOR FRAME AS PER THE "PALACE" RANGE.. • PACKING BLOCKS WITH FIXING SCREWS ALL AS PER MANUFACTURERS SPECIFICATIONS	• 900 X 2100mm HIGH STANDARD ALUMINIUM POWDER COATED SINGLE ALUMINIUM DOOR FRAME AS PER THE "PALACE" RANGE.. • PACKING BLOCKS WITH FIXING SCREWS ALL AS PER MANUFACTURERS SPECIFICATIONS
DOOR	• 900 X 2100mm SINGLE EXTERNAL ALUMINIUM DOOR WITH ALUMINIUM PANELLING	• 900 X 2100mm SINGLE EXTERNAL ALUMINIUM DOOR WITH ALUMINIUM PANELLING
ACCESORIES	• 1 X PAIR NYLON HINGES • HANDLE & THUMBTURN LOCKSET • 1 X DOOR CLOSER • 1 X DOORSTOP • TOILET SIGNAGE	• 1 X PAIR NYLON HINGES • 1 X DISABLED TOILET DOOR HARDWARE • 1 X DOORSTOP • TOILET SIGNAGE
FINISH	• COLOUR : POWDER COATED CHARCOAL	• COLOUR : POWDER COATED CHARCOAL

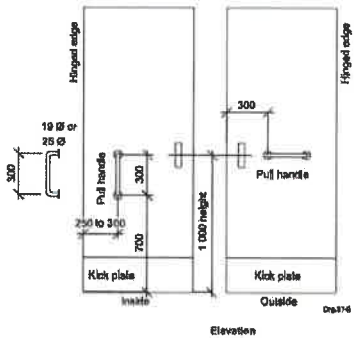

Disabled Doors
1 : 100

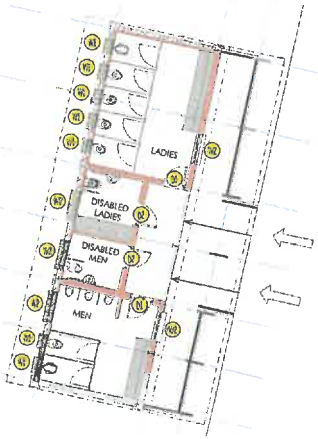

1 Ablutions Schedules Layout
1 : 100

NOTES

REV NO	DATE	DESCRPTION	REV BY

Owner

Mpumalanga

Mpumalanga Tourism and Parks Agency

N4 National Road, Hells Gateway, Matsulu, Mbombela, Mpumalanga
Private bag X 11336, Mbombela 1200
Tel. 013 086 0859
Contact: Mr. Sibusiso Mahunda
(Project Manager)

Inhlakanipho

Inhlakanipho Consultants(Pty) Ltd
Reg. No. CK2019/441990/07
08 Drydale Street,
Nelspruit
1200

6 Drydale, Mbombela, 1200
Tel No.: 013 752 6954
Email: info@inhlakanipho.co.za
Contact Person: Mr Xgodiso Msalile
(Project Manager)
Cellphone No.: 0728023408

SURVEYED	
Designer	CRF
Author	
Checker	
APPROVED	
PR.ENG.NO	
DATE	

TITLE
ABLUTION BLOCK
Window & Door Schedule

PROJECT NAME
BLYDE RIVER CANYON NATURE RESERVE
UNIVERSAL ACCESS PROJECT
THREE RONDAVELS

SCALE	DATE
1:50	AUGUST 2026

Project Number
26/07 AB-09

WINDOW SCHEDULE

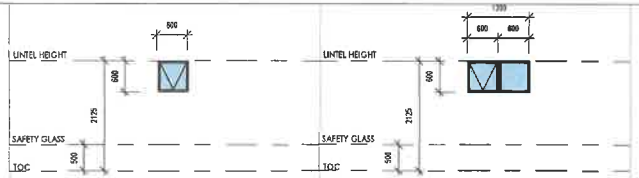

	W01	W02
NUMBER	1 : 50	1 : 50
DESCRIPTION	•CASEMENT 340 ALUMINIUM WINDOW	•CASEMENT 340 ALUMINIUM WINDOW
FRAME	• STANDARD ALUMINIUM WINDOW FRAME • TOP HUNG OPENING OUT	• STANDARD ALUMINIUM WINDOW FRAME • TOP HUNG OPENING OUT
GLAZING	• GLAZING AS PER - SABS 10400-PART N & SANS1263-1 • 4mm OBSCURE GLASS • LAMINATED GLASS -BELOW 500mm	• GLAZING AS PER - SABS 10400-PART N & SANS1263-1 • 4mm OBSCURE GLASS • LAMINATED GLASS -BELOW 500mm
ACCESORIES	• STANDARD HANDLES AS PER MANUFACTURER	• STANDARD HANDLES AS PER MANUFACTURER
FINISH	•POWDER COATED • COLOUR CHARCOAL	•POWDER COATED • COLOUR CHARCOAL

DOOR SCHEDULE



	D01	D02
	•check plan for door hand•	•check plan for door hand•
NUMBER	1 : 50	1 : 50
DESCRIPTION	• SINGLE POWDER COATED EXTERNAL ALUMINIUM DOOR WITH ALUMINIUM PANELLING	• SINGLE POWDER COATED EXTERNAL ALUMINIUM DOOR WITH ALUMINIUM PANELLING
FRAME	• 900 X 2100mm HIGH STANDARD ALUMINIUM POWDER COATED SINGLE ALUMINIUM DOOR FRAME AS PER THE "PALACE" RANGE.. • PACEING BLOCKS WITH FIXING SCREWS ALL AS PER MANUFACTURERS SPECIFICATIONS.	• 900 X 2100mm HIGH STANDARD ALUMINIUM POWDER COATED SINGLE ALUMINIUM DOOR FRAME AS PER THE "PALACE" RANGE. • PACEING BLOCKS WITH FIXING SCREWS ALL AS PER MANUFACTURERS SPECIFICATIONS.
DOOR	• 900 X 2100mm SINGLE EXTERNAL ALUMINIUM DOOR WITH ALUMINIUM PANELLING	• 900 X 2100mm SINGLE EXTERNAL ALUMINIUM DOOR WITH ALUMINIUM PANELLING
ACCESORIES	• 1 X PAIR NYLON HINGES • HANDLE & THUMBTURN LOCKSET • 1 X DOOR CLOSER • 1 X DOORSTOP • TOILET SIGNAGE	• 1 X PAIR NYLON HINGES • 1 x DISABLED TOILET DOOR HARDWARE • 1 X DOORSTOP • TOILET SIGNAGE
FINISH	• COLOUR : POWDER COATED CHARCOAL	• COLOUR : POWDER COATED CHARCOAL

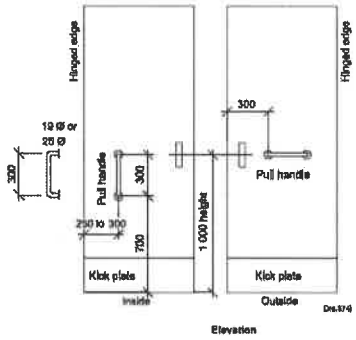

Disabled Doors
1 : 100

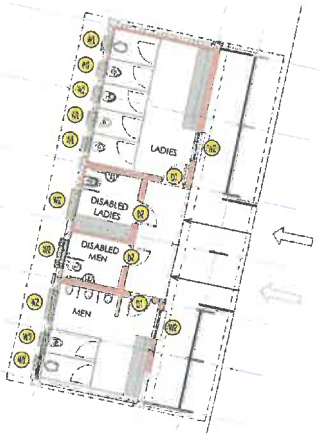

1 Ablutions Schedules Layout
1 : 100

NOTES

REV NO	DATE	DESCRPTION	REV BY

Owner

Mpumalanga Tourism and Parks Agency

N4 National Road, Hells Gateway, Matsafin, Mbombela, Mpumalanga
Private bag X 11338, Mbombela 1200
Tel: 013 055 0859
Contact: Mr. Sbusiso Mabunda
(Project Manager)

Inhlakanipho consultants

Inhlakanipho Consultants(Pty) Ltd
Reg. No. CK2019/441909/07
98 Drydale Street,
Nelspruit
1200

6 Drydale, Mbombela, 1200
Tel No.: 013 752 8864
Email: info@inhlakanipho.co.za
Contact Person: Mr Kgodiso Mashile
(Project Manager)
Cellphone No.: 0728023406

SURVEYED	
Designer	CRP
Author	
Checker	
APPROVED	
PR.ENG.NO	
DATE	

TITLE
ABLUTION BLOCK
Window & Door Schedule

PROJECT NAME
BLYDE RIVER CANYON NATURE RESERVE
UNIVERSAL ACCESS PROJECT
THE PINNACLE ROCK

SCALE	DATE
1:50	AUGUST 2026

Project Number
25/03 AB-09A

MEN

BASINS

	Worktops: Plumbing Choice specialmade basin with shaped bowl, 1 tap hole basin cutout, with basin fixing detail, 1 high, sides & backing on steel brackets as detail to be agreed	
	Three x Basin Taps: 15Mm Wash Hand Basin Mixer Tap	
	Three x Angle Valves: Wall Mounted Angle Valve with Easy Clean Top for 15	Allow PC Amount for entire basin & fittings
	Three x basin waste with plug and chain	
	Three x P-trap 32x40mm	

BASIN ACCESSORIES

	One x Stainless Steel Soap Dispenser	
	One x Stainless Steel Paper Towel Dispenser	
	One x Stainless Steel Waste Bin	All items to be painted
	One x Stainless Steel Electric Hand dryer	
	Mirrors: Mirror above every wash hand basin Stainless steel glass mirrors with chamfered and polished edges, Class A (SANS 1214). Fixing: a) Fix in such a manner with chromium plated mirror screws to wall. b) Fix mirrors with 3 mm air spaces all round and secure with high bond fix. Size 1500mm wide x 450mm high	

TOILET

	One x Cistern: Gerberit Sigma 12 Mm Cistern For Wall Hung	
	One x Flush Plate: Geberit Mambo Actuator Plate	Allow PC Amount per Toilet Suite
	One x Wall Hung Pan: Geberit Selnova Square Wall Hung Pan	
	One x Toilet Seat: Geberit Selnova Square Soft Close Toilet Seat	

SQUAT TOILET

	One x Squat Toilet Suite Fittings: Vitreous China Squat Pan with floor plate Armrest hinges (Handicapped toilet suite) Toilet Seat not required	Allow PC Amount per Squat Toilet Suite

TOILET ACCESSORIES

	Two x Double Lockable Stainless Steel Toilet Roll Holder	All items to be painted

URINALS

	Three x Urinals: Geberit Vitreous China Urinal with Concealed Inlet	
	Three x Flush Valves: Geberit Sigma Pneumatic Flush Actuation Actuator Plate	Allow PC Amount per Urinal Suite
	Three x Flush Pipes: Complete with Inlet Washer with Flush Pipe Bend Complete	
	Three x Traps: Geberit Urinal Trap with Horizontal Outlet 50mm	
	Three x Fastenings: Complete Set for Urinal Including Screws	

LADIES

BASINS

	Worktops: Plumbing Choice specialmade basin with shaped bowl, 1 tap hole basin cutout, with basin fixing detail, 1 high, sides & backing on steel brackets as detail to be agreed	
	Four x Basin Taps: 15 Mm Wash Hand Basin Mixer Tap	
	Four x Angle Valves: Wall Mounted Angle Valve with Easy Clean Top for 15	Allow PC Amount for entire basin & fittings
	Four x basin waste with plug and chain	
	Four x P-trap 32x40mm	

BASIN ACCESSORIES

	Two x Stainless Steel Soap Dispensers	
	Two x Stainless Steel Paper Towel Dispensers	
	Two x Stainless Steel Waste Bins	All items to be painted
	Two x Stainless Steel Electric Hand dryers	
	Mirrors: Mirror above every wash hand basin Stainless steel glass mirrors with chamfered and polished edges, Class A (SANS 1214). Fixing: a) Fix in such a manner with chromium plated mirror screws to wall. b) Fix mirrors with 3 mm air spaces all round and secure with high bond fix. Size 1500mm wide x 450mm high	

TOILET

	Four x Cistern: Geberit Sigma 12 Mm Cistern For Wall Hung	
	Four x Flush Plate: Geberit Mambo Actuator Plate	Allow PC Amount per Toilet Suite
	Four x Wall Hung Pan: Geberit Selnova Square Wall Hung Pan	
	Four x Toilet Seat: Geberit Selnova Square Soft Close Toilet Seat	

SQUAT TOILET

	One x Squat Toilet Suite Fittings: Vitreous China Squat Pan with floor plate Armrest hinges (Handicapped toilet suite) supplied with chrome screws & fittings, to be used	Allow PC Amount per Squat Toilet Suite

TOILET ACCESSORIES

	Five x Double Lockable Stainless Steel Toilet Roll Holder	All items to be painted
	Five x Stainless Steel Sanitaryware Disposal bin	

SANS 10400-S:2025
Edition 4

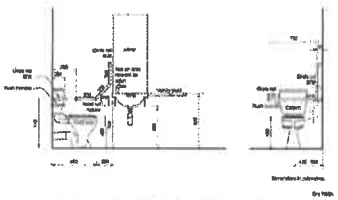

Figure 26 — Elevational dimensions of accessible toilet cubicle

MEN DISABLED

BASIN

	One x Basin: Gerberit Selnova Comfort Washbasin White 650x470mm	
	One x Screw Set: Fastening Screws Set for Washbasins Basins	
	One x Bottle Trap: Exon Bottle Trap Round Chrome	Allow PC Amount per basin set
	One x basin waste: Exon Basin Pop Up Waste Slotted Chrome	
	One x Mixer: Hansgrohe Decor Care Single Basin Mixer 70 Chrome	

BASIN ACCESSORIES

	One x Stainless Steel Soap Dispensers	
	One x Stainless Steel Paper Towel Dispensers	
	One x Stainless Steel Waste Bins	All items to be painted
	One x Stainless Steel Electric Hand dryers	
	Mirrors: Mirror above every wash hand basin Stainless steel glass mirrors with chamfered and polished edges, Class A (SANS 1214). Fixing: a) Fix in such a manner with chromium plated mirror screws to wall. b) Fix mirrors with 3 mm air spaces all round and secure with high bond fix. Size 1500mm wide x 450mm high	

TOILET

	One x Cistern: Gerberit Sigma 12 Mm Cistern For Wall Hung	
	One x Flush Plate: Geberit Mambo Actuator Plate	Allow PC Amount per Toilet Suite
	One x Wall Hung Pan: Geberit Selnova Square Wall Hung Pan	
	One x Toilet Seat: Geberit Selnova Comfort Toilet Seat	
	One x Connection Set: Geberit Connection Set for Wall Hung	

GRAB RAILS

	One x Grab Rail: Frame CHR700 A Grab Rail Angle for	Allow PC Amount per set
	One x Grab Rail: Frame CHR700 Grab Rail	

TOILET ACCESSORIES

	One x Double Lockable S/S Toilet Roll Holder	All items to be painted

LADIES DISABLED

BASIN

	One x Basin: Gerberit Selnova Comfort Washbasin White 650x470mm	
	One x Screw Set: Fastening Screws Set for Washbasins Basins	
	One x Bottle Trap: Exon Bottle Trap Round Chrome	Allow PC Amount per basin set
	One x basin waste: Exon Basin Pop Up Waste Slotted Chrome	
	One x Mixer: Hansgrohe Decor Care Single Basin Mixer 70 Chrome	

BASIN ACCESSORIES

	One x Stainless Steel Soap Dispensers	
	One x Stainless Steel Paper Towel Dispensers	
	One x Stainless Steel Waste Bins	All items to be painted
	One x Stainless Steel Electric Hand dryers	
	Mirrors: Mirror above every wash hand basin Stainless steel glass mirrors with chamfered and polished edges, Class A (SANS 1214). Fixing: a) Fix in such a manner with chromium plated mirror screws to wall. b) Fix mirrors with 3 mm air spaces all round and secure with high bond fix. Size 1500mm wide x 450mm high	

TOILET

	One x Cistern: Gerberit Sigma 12 Mm Cistern For Wall Hung	
	One x Flush Plate: Geberit Mambo Actuator Plate	Allow PC Amount per Toilet Suite
	One x Wall Hung Pan: Geberit Selnova Wall Hung Square Pan	
	One x Toilet Seat: Geberit Selnova Comfort Toilet Seat	
	One x Connection Set: Geberit Connection Set for Wall Hung	

GRAB RAILS

	One x Grab Rail: Frame CHR 700A Grab Rail Angle for	Allow PC Amount per Set
	One x Grab Rail: Frame CHR 750 Grab Rail	

TOILET ACCESSORIES

	One x Double Lockable S/S Toilet Roll Holder	All Items to be painted
	One x Stainless Steel Sanitaryware Disposal bin	

CHANGING STATION

	Worktops: Plumbing Choice with 1 wash basin cutout, sides & backing on steel brackets as detail to be agreed	Allow PC Amount

NOTES

REV NO	DATE	DESCRPTION	REV BY

Owner

Mpumalanga

Mpumalanga Tourism and Parks Agency
N4 National Road, Hells Gateway, Matsafin, Mbombela, Mpumalanga
Private bag X 11338, Mbombela 1200
Tel: 013 095 0859
Contact: Mr. Shoanso Nkosinde
(Project Manager)

Inhlakanipho consultants

Inhlakanipho Consultants(Pty) Ltd
Reg. No. CK2018/441908/07
08 Drysdale Street,
Nelspruit
1200

6 Drysdale, Mbombela, 1200
Tel No.: 013 752 6964
Email: info@inhlakanipho.co.za
Contact Person: Mr Kgodiso Mentalle
(Project Manager)
Cellphone No.: 0728092405

SURVEYED	
Designer	CRP
Author	
Checker	
APPROVED	
PR.ENG NO	
DATE	

TITLE
ABLUTION BLOCK
Sanitary Schedule

PROJECT NAME
BLYDE RIVER CANYON NATURE RESERVE
UNIVERSAL ACCESS PROJECT
THREE RONDAVELS

SCALE	DATE
	AUGUST 2026

Project Number
26/07 AB-10

MEN

BASINS

Worktops: Rainbowtop Cream specialist made to basins with stepped top to basin cutouts, with bowl in detail & high splash & backing on steel brackets as to detail to be agreed	Allow PC Amount to an entire built-in & fittings
Three x Basin Taps: 15MM Wall Mounted Basin Mixer Chrome	
Three x Angle Valves: With Anti-Syphon Valve with Pedestal 1/2 to 15	
Three x basin waste with plug and chain	
Three x P-trap 32x40mm	

BASIN ACCESSORIES

One x Stainless Steel Soap Dispenser	All items to be priced
One x Stainless Steel Paper Towel Dispenser	
One x Stainless Steel Waste Bin	
One x Stainless Steel Electric Hand dryer	
Mirror: Mirror above vanity wash hand basin Silvered float glass mirror with chamfered and polished edges, Class A (SABS 1214). Fixing: a) Fix basin mirror with chromium plate mushroom screws to wall. b) Fix mirror with 3 mm clear spacer at back in area with high humidity. Size: 600mm wide x 450mm high	

TOILET

One x Cistern: Geberit Sigma 10 Mvolume Cistern for Wall Hung	Allow PC Amount per Toilet Suite
One x flush Plate: Geberit Mambo Actuator Plate	
One x Wall Hung Pan: Geberit Selnova Rimfree Wall Hung Pan	
One x Toilet Seat: Geberit Selnova Rimfree Soft Close Toilet Seat	

SQUAT TOILET

One x Squat Toilet Full Fittings: Vitreous China Squat Pan with floor plate Around Integral foot pads supplied with all necessary fittings required	Allow PC Amount per Squat Toilet Suite

TOILET ACCESSORIES

Two x Double Lockable Stainless Steel Toilet Roll Holder	All items to be priced

URINALS

Three x Urinal: Geberit Rimfree Wall Mounted Urinal with Integrated Flush Control	Allow PC Amount per Urinal Suite
Three x Flush Plate: Geberit Sensa Pneumatic Flush Activation Actuator Plate	
Three x Flush Pipe: Geberit Urinal Flush Valve with Flush Pipe Urinal Control	
Three x Trap: Geberit Wall Trap with Horizontal Outlet 50mm	
Three x Fastenings: Geberit Fastening Set for Urinal Rimfree Ceramic - White	

LADIES

BASINS

Worktops: Rainbowtop Cream specialist made to basins with stepped top to basin cutouts, with bowl in detail & high splash & backing on steel brackets as to detail to be agreed	Allow PC Amount to an entire built-in & fittings
Four x Basin Taps: 15MM Wall Mounted Basin Mixer Chrome	
Four x Angle Valves: With Anti-Syphon Valve with Pedestal 1/2 to 15	
Four x basin waste with plug and chain	
Four x P-trap 32x40mm	

BASIN ACCESSORIES

Two x Stainless Steel Soap Dispensers	All items to be priced
Two x Stainless Steel Paper Towel Dispensers	
Two x Stainless Steel Waste Bins	
Four x Stainless Steel Electric Hand dryers	
Mirror: Mirror above vanity wash hand basin Silvered float glass mirror with chamfered and polished edges, Class A (SABS 1214). Fixing: a) Fix basin mirror with chromium plate mushroom screws to wall. b) Fix mirror with 3 mm clear spacer at back in area with high humidity. Size: 600mm wide x 450mm high	

TOILET

Four x Cistern: Geberit Sigma 10 Mvolume Cistern for Wall Hung	Allow PC Amount per Toilet Suite
Four x flush Plate: Geberit Mambo Actuator Plate	
Four x Wall Hung Pan: Geberit Selnova Rimfree Wall Hung Pan	
Four x Toilet Seat: Geberit Selnova Rimfree Soft Close Toilet Seat	

SQUAT TOILET

One x Squat Toilet Full Fittings: Vitreous China Squat Pan with floor plate Slotted integral foot pads supplied with all necessary fittings required	Allow PC Amount per Squat Toilet Suite

TOILET ACCESSORIES

Five x Double Lockable Stainless Steel Toilet Roll Holder	All items to be priced
Five x Stainless Steel Sanitaryware Disposal Bin	

SANS 10400-S:2026
Edition 4

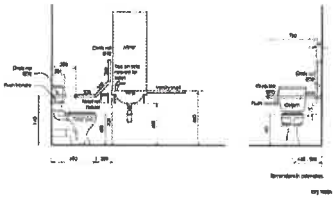

Figure 25 — Elevational dimensions of accessible toilet cubicle

MEN DISABLED

BASIN

One x Basin: Geberit Selnova Compact Washbasin White 450x350mm	Allow PC Amount per basin set
One x Screw Set: Fastening Screws Set for Handbasins Brass	
One x Bottle Trap: Exp Bottle Trap Round Chrome	
One x basin waste: Exp Basin Pop Up P Waste Slotted Chrome	
One x Mixer: Hansgrohe Decor Type Single Basin Mixer 70 Chrome	

BASIN ACCESSORIES

One x Stainless Steel Soap Dispenser	All items to be priced
One x Stainless Steel Paper Towel Dispenser	
One x Stainless Steel Waste Bins	
One x Stainless Steel Electric Hand dryer	
Mirror: Mirror above vanity wash hand basin Silvered float glass mirror with chamfered and polished edges, Class A (SABS 1214). Fixing: a) Fix basin mirror with chromium plate mushroom screws to wall. b) Fix mirror with 3 mm clear spacer at back in area with high humidity. Size: 600mm wide x 450mm high	

TOILET

One x Cistern: Geberit Sigma 10 Mvolume Cistern for Wall Hung	Allow PC Amount per Toilet Suite
One x flush Plate: Geberit Mambo Actuator Plate	
One x Wall Hung Pan: Geberit Selnova Rimfree Wall Hung Pan	
One x Toilet Seat: Geberit Selnova Comfort Toilet Seat	
One x Connection Set: Geberit Connection Set for Wall Hung	

GRAB RAILS

One x Grab Rail: Franke CMT09 Grab Rail Angle Bar	All PC Amount per set
One x Grab Rail: Franke CMT09 Grab Rail	

TOILET ACCESSORIES

One x Double Lockable S/S Toilet Roll Holder	All items to be priced

LADIES DISABLED

BASIN

One x Basin: Geberit Selnova Compact Washbasin White 450x350mm	Allow PC Amount per basin set
One x Screw Set: Fastening Screws Set for Handbasins Brass	
One x Bottle Trap: Exp Bottle Trap Round Chrome	
One x basin waste: Exp Basin Pop Up P Waste Slotted Chrome	
One x Mixer: Hansgrohe Decor Type Single Basin Mixer 70 Chrome	

BASIN ACCESSORIES

One x Stainless Steel Soap Dispenser	All items to be priced
One x Stainless Steel Paper Towel Dispenser	
One x Stainless Steel Waste Bins	
One x Stainless Steel Electric Hand dryer	
Mirror: Mirror above vanity wash hand basin Silvered float glass mirror with chamfered and polished edges, Class A (SABS 1214). Fixing: a) Fix basin mirror with chromium plate mushroom screws to wall. b) Fix mirror with 3 mm clear spacer at back in area with high humidity. Size: 600mm wide x 450mm high	

TOILET

One x Cistern: Geberit Sigma 10 Mvolume Cistern for Wall Hung	Allow PC Amount per Toilet Suite
One x flush Plate: Geberit Mambo Actuator Plate	
One x Wall Hung Pan: Geberit Selnova Wall Hung Rimfree Pan	
One x Toilet Seat: Geberit Selnova Comfort Toilet Seat	
One x Connection Set: Geberit Connection Set for Wall Hung	

GRAB RAILS

One x Grab Rail: Franke CMT 700A Grab Rail Angle Bar	Allow PC Amount per set
One x Grab Rail: Franke CMT 700 Grab Rail	

TOILET ACCESSORIES

One x Double Lockable S/S Toilet Roll Holder	All items to be priced
One x Stainless Steel Sanitaryware Disposal Bin	

CHANGING STATION

Worktop: Rainbowtop Cream with bowl in detail built-in & backing on steel bracket as to be agreed to be taken	Allow PC Amount

NOTES

REV NO	DATE	DESCRPTION	REV BY

Owner

Mpumalanga Tourism and Parks Agency
N4 National Road, Hoër Gateway, Matsafin, Mbombela, Mpumalanga
Private bag X 11338, Mbombela 1200
Tel: 013 665 9999
Contact: Mr. Sibusiso Mabunda
(Project Manager)

Inhlakanipho Consultants(Pty) Ltd
Reg. No. CK2016/441908/07
68 Drydale Street, Helispuit 1200
6 Drydale, Mbombela, 1200
Tel No.: 013 752 6904
Email: info@inhlakanipho.co.za
Contact Person: Mr Kgotso Mashile (Project Manager)
Cellphone No.: 0728023405

SURVEYED	
Designer	CBR
Author	
Checker	
APPROVED	
PR END NO	
DATE	

TITLE
ABLUTION BLOCK
Sanitary Schedule

PROJECT NAME
BLYDE RIVER CANYON NATURE RESERVE
UNIVERSAL ACCESS PROJECT
THE PINNACLE ROCK

SCALE	DATE
	AUGUST 2026

Project Number
25/03 AB-10A

A GENERAL NOTES

A1 ALL MATERIALS, METHODS AND WORKMANSHIP TO COMPLY WITH THE RELEVANT SABS CODES.
ALL SOIL POISONING UNDER ALL FOUNDATIONS AND SURFACE BEDS TO BE APPLIED WITH CHLORDANE (SABS 1165) SOIL INSECTICIDE ACCORDING TO SABS 0124.
- to be applied by certified pest control contractor
- not when soil is excessively wet
- do not disturb treated surface
- do not buy scraps of timber in ground fill
- treat foundation trench bottoms before casting
- treat full length of pipe and cable trenches inside the building and for a distance of 3 meters outside the building.

A2 Site Book: Keep a book in the site office wherein daily reports of completed work, site instructions, site visits, rainfall, delays and details of labour force are kept, and make this information available at site meetings.
Samples: Supply at own cost samples of materials, components or workmanship as instructed for approval.
Approval: Ensure that the materials and components are approved before any orders are placed. The materials, components or workmanship must be in accordance with the approved samples.
Accuracy: Building work must comply with accuracy level 2 of SABS 0155, except where stated otherwise.
Unauthorized Persons: Keep unauthorized persons off the site at all times.
Keys: Hand over all keys, properly tagged, at completion of the building and obtain a receipt thereof.
Drawings must not be scaled under any circumstances. Any discrepancies or queries over the drawings must discussed with the architect as soon as possible.
NOTE: All existing work damaged during construction and demolition must be repaired and made good.

B DEMOLISHING

B1 Existing pathway:
Allow for removal of part of existing pathway as marked in red

B2 Existing railings/fencing:
Remove all existing railings & fencing as per drawing & make good

B3 Existing rocks in walkway
Finalise positions of rockon site & how to handle walkway

C EARTHWORKS

C1 Bench Mark:
Set up and maintain a site datum level based on an established bench mark.
Permits: Obtain, before commencing work, all necessary permit for carrying out the work and pay all fees.
LANDSURVEYOR TO SETUP LANDMKS/RAMPS/VIEWING DECK LEVELS ON SITE BEFORE COMMENCEMENT OF ANY BUILDING WORK
All levels to be confirmed on site with Engineer before commencement of any building work

D EXCAVATIONS

D1 Foundations: Excavate for foundations according to the instructions of the engineer.
Steps: Form steps in trench bottoms with horizontal and vertical surfaces where necessary, except where there is solid rock.
Rock: Clean the bearing area of solid rock and provide steps or dowels to prevent lateral movement as to instructions of the engineer.
Service Trenches: Excavate trenches for water supply and sewers at least 450mm, and for electric cables at least 600mm, below finished ground level.
Notice: Give notice for approval of foundation excavations before concrete is cast.

E FILING

E1 Filling Material:
Approved clean earth or gravel without clay or organic matter for general filling work under landings & ramps as to Engineers instructions
Blinding Material: Sand, fine gravel or other approved fine material.
Inspection: Do not fill around the foundation structure before this has been inspected and approved.
Filling:
Spread, level and compact filling at optimum moisture content in layers not exceeding 300mm thick before compaction, to a density of at least 90 % of the maximum modified AASHTO density.
Stormwater Removal: Shape ground levels to avoid the damming of storm water, as directed by engineer.
Soil Poisoning: Poison the soil against the inside of foundation walls and under floors with CHLORDANE (SABS 1165) soil insecticide according to SABS 0124. Provide a written guarantee for five years for the effectiveness of the treatment, and hand over to the architect.

F CONCRETE

F1 In-situ Concrete:
Mix ordinary portland cement (SABS 471), sand and stone for concrete (SABS 1083) and clean, fresh water to produce the following compressive strengths after 28 days. Slumps must be between 75 and 100mm.
NOTE
All concrete slab underside-edge to be plastered or cast with drip.
Where plaster cover brickwork and beam/slab, cut V-joint on junction.

F2 Foundations:
115/230mm Walls: 15 Mpa / 19mm stone, minimum 500mm below natural ground level. Foundations to comply with Part H of NBR (SABS 0400 – 1987).
(SIZES AS TO ENGINEER DRAWINGS)
Apply approved ant killer prior to casting concrete. Check Structural Engineers drawings to determine the total extent and requirements for foundations.

F3 Landings & Ramps:
Concrete finish (woodfloated) to be compliant with Table 1 SANS 10400-S, 2025
as to Engineers details.
Cast, spread, compact and wood float. Divide floor slabs into bays by movement joints. Movement joints in floor slabs must be keyed, sawn or dowelled according to SABS 0109.
(AS TO ENGINEER DRAWINGS)

F4 Steps:
Cast reinforced concrete according to the instructions and drawings of the engineer.
Contractor to allow for taks of concrete cubes and testing thereof every 40 cub.m. on 7 and 28 days.

F5

F6 Lintels:
Precast prestressed concrete lintels (SABS 1504) to all door and window openings. All lintels wider then 1200mm to be supported for at least 14 days after construction above has been completed. Build lintels at least 230mm into brickwork.
Windowdoor openings: exceeding 2,0 m to eng. specifications.
Windows/Doors: 'Bricklorce' in every course for 5 courses under windows, and above windows, doors and all lintels.
All 'Bricklforce overlaps to be min. 400mm.

F7 Copings:
Precast concrete 320x500mm monopitch copings to be laid with slop to outside natural ground level

FB Concrete footings:
As to Engineers drawings & specifications

G MASONRY

G1 CLAY BRICKS – ACCORDING TO SABS – BRICKS TO BE OF UNIFORM SIZE AND SHAPE, 230 X 115 X 75MM, CLASS NFP, NOT LESS THAN 7,0 MPA STRENGTH.
Stock brick work: according to SABS 227 built in horizontal stresher bond with 10mm wide mortar flush jointing.
Mortar joints shall be 10mm in thickness. Vertical bricks scale 65 mm.
Brickwork reinforcement: half brick thick walls shall be built in 5:1 cement mortar and reinforced with BRC brickforce 75 mm wide, one row to every four courses in height and built 100 mm into main connecting walls; one brick thick wall 150mm BRC every second course and foundation walls every course.
Windows/Doors: "Brickforce" in every course for 5 courses under windows, and above windows, doors and all lintels.
All 'Brickforce overlaps to be min. 400mm.
Foundation Walls: Mortar between brickwork to be 1:4 cement, sand mixture. The height of any foundation wall not acting as a retaining wall shall not exceed 1,2m.
(Unless otherwise specified by engineer) 'Brickforce' in every course.

G2 Face brick work: "Corobrik" Tambotie Safin FBS
According to SABS 227 built in horizontal stresher bond with 10mm wide mortar, flush jointing. Maintain and protect until brick laying is complete.
Brickwork reinforcement: half brick thick walls shall be built in 5:1 cement mortar and reinforced with BRC brickforce 75 mm wide, one row to every four courses in height and built 100 mm into main connecting walls; one brick thick wall 150mm BRC every second course and foundation walls every course.
Windows/Doors: "Brickforce' in every course for 5 courses under windows, and above windows, doors and all lintels.
All 'Brickforce overlaps to be min. 400mm.

G3 **Foundation wall: according to the instructions of the engineer.**

G4 Mortar
REFER TO SABS ENV 197-1, COMMON CEMENTS, AND CEMENT TO BE MCII, SABS 1090-1978.
SAND FOR PLASTER AND MORTAR.
a) Work below ground 10MPa, 1:4 cement(SABS 471) : sand(SABS 1090)
b) General work 5MPa, 1:6 cement(SABS 471) : sand(SABS 1090)

G5 Window Cill
Plastered walls "EVERITE" o.s.e. Nutec-cement high density window sills fixed in strict accordance with manufacturers specifications and recommendations.
Face brickwork: work according to SABS 227 built in brick on-edge bond with 10mm wide mortar, square recessed jointing. Fill all joints solid with mortar

G6 Lintels Face brick: work according to SABS 227 built in brick on-edge bond with 10mm wide mortar, square recessed jointing and reinforced with m.s.bars. Embed reinforcement fully and fill all joints solid with mortar.
Use 1:4 cement sand mortar.
Reinforced brick lintels: In 3:1 brick mortar with reinforcement as follows:

BRICK OPENING	LAYERS	REINFORCEMENT
up to 1m	4	one row 75 mm wide BRC for every half brick width of soffit
1m to 1,5m	6	do
1,5m to 2,0m	7	3 ms rods 6,3 mm dia for every halfbrick width soffit

Brick reinforcement should be of hard drawn mild steel with 3,15mm thick main wires and 2,8 mm thick transverse wires. The external wires should have at lease 20mm coverage from face of brickwork. Lintels must be supported on temporary formwork for 14 days. BRC brickforce 75mm wide every brick course above opening.
All Brickforce overlaps to be min. 400mm
Windowdoor openings: exceeding 2,0 m to eng. specifications.

H WATERPROOFING

H1 Damp-proof Membrane:
"PLASTALL GUNDLE" o.s.e. Gunplas USG Green layed in accordance with the instructions of the manufacturer. To underside of concrete surface beds. SABS 952 type C

H2 Damp-proof course:
Shall be of black embossed polyethylene sheeting (0,375mm thick) complying with SABS 952, TYPE B under walls, window sills, lintels, thresholds, etc, with 150mm overlaps.

I ROOFCOVERING

I1 ROOF SHEETING:
Global Roofing Solutions 700mm cover Klip-Tile™ profile roll-formed in continuous lengths from 0.53mm thick Galvanised steel, Z200 spelter ISO550 Chromadek® Charcoal Grey finish topcoat and Pebble Grey backing coat over sheeting, fixed to steel intermediate purlins at MAX 2300mm centres and eaves and ridge purlins at MAX 1900mm centres (final spacing to be calculated by an Engineer) using KL700 plus clips fixed with 10No.16 x 16mm long self-drilling wafer head PH2 screws, No. 3 drill point fasteners (fastener lengths may vary depending on the insulation used or requirements), all following the manufacturer's specifications by a GRS approved contractor.

- Roof Pitch: 5° Ablution, 7° Walkway
- Roof Profile: Klip-Tile™
- Material: Z200 spelter ISO550 Chromadek®
- Material Gauge: 0,53mm
- Colour: Dark Dolphin

J2 Louvre panels:
Aluminium 300mm high (to be finalised on site) fixed 50mm blade louvre panels manufactured in a box type frame complete with flanges & fitted with an insect screen, to run horizontally between steel columns.
Colour: Charcoal Grey

J CARPENTRY

J1 Fibre Cement Fascias and Barge Boards:
"EVERITE" o.s.e. 12x225mm Nutec-cement medium density fascias and barge boards fixed in strict accordance with the manufacturers instructions.

J2 Infill & Cover panels:
"EVERITE" o.s.e Nutec High-Density flat sheets to be installed as to Specialist instructions

J3 Toilet partitioning cubicles & Urinal screens:
Vitraflex classic toilet cubicles consisting of 20 mm thick vitreous enamel faced particle board bonded panels framed with natural anodised aluminium edging and top rails including fixing components and standard ironmongery comprising hinges, indicator bolts, coat hooks / door stops and rubber buffers. The complete system set-up 150 mm from finished floor level on telescopic stainless steel leg anchors, according to manufacturer's instructions. The vitreous enamel surface is to be guaranteed, in writing, to perform specifically to the functions for which it was intended, and to remain functionally unchanged for a period of twenty-five (25) years.

K FLOORS

K1 External threshold tile
At doors with 15mm fall . Seal joint between threshold tile and bottom rail neatly with clear silicon.

L CEILING

L1 Ceiling:
"IsoBoard" high density 32-36kg/m3 rigid extruded polystyrene 100% closed cell insulation board of 70mm thicknessand 600mmwidth,tack fixed withrecommendedadhesive at 200mm intervals to timber/steel brandeting installed at maximum 600mm centres,and edge fixed withconcealed ceiling clips screwed/ pop-riveted to timber/steel brandeting. Boards to be secured to perimeter brandening with drywall screws and washers at 300mm centres

L2 Cornice
"Isoboard" ISP 102, 40mm flat cornicing installed as to manufactures specifications

M IRONMONGERY

M1 Brass strips
At junctions of floor finishes & thresholds; at junction of different floor finishes provide & build in 25 x 3mm brass strips with top edges flush with adjoining finishes & at door thresholds.

N METALWORK

N1 Handrailing Viewing Deck (1200mm height)
Refer to detail drawing. 1,5 to 2mm thick stainless steel mesh aperture of 50mm woven through top & bottom bearer as supplied by Specialist
Allow PC Amount per linear meter

N2 Handrailing Landings/Ramps (1100mm height)
Refer to detail drawing. 1,5 to 2mm thick stainless steel mesh aperture of 50mm woven through top & bottom bearer as supplied by Specialist
Allow PC Amount per linear meter

N3 Structural steelwork
As to Engineers drawings issued
Shop drawings: prepare all shop drawings in co-operation with the structural engineer.
Welding:
a) Use only coded welders
b) Weld according to SABS 044
c) All welds must be continuous
d) Grind smooth
Pre-painting:
a) Prepare steel surfaces for coating according to SABS 064.
b) Paint steel with one coat red lead based primer (SABS 312 type 2 grade 1) before leaving workshop.

V16 CHANGING STATION:

N4 Ablution Ablutions:
As per window and door schedules. Contractor to take suitable precautions to protect all elements during the construction phase.
Aluminium windows and doors according to minimum requirements of the Association of Architectural Aluminium Manufacturers of South Africa. Powder coating to SABS 1274 - colour to architect.
Mark each window and door with the mark and number of the test certificate issued be AAAMSA.
The supplier is responsible for confirmation of the opening sizes.

O PLASTERING

O1 Sand-cement screed:
Mix one part portland cement (SABS 471) to four parts sand (SABS 1083) to a thickness of 25mm. Add a water proofing agent to the mix where tiles are liable to moisture penetration. Ensure all piped services are in position. Ensure the base concrete is hard and strong, free of cracks and reasonably accurate.
Clean the surface by chipping if necessary. Wet only if the concrete is absorptive. Fix 6x50mm brass floor dividing strips in floors under all internal doors where floor finish changes or materiel or pattern, and under external doors so that external threshold is 10mm lower than the inside threshold. Lay screed according to (SABS 0109). Provide joints between bays, over joints in base slabs, against walls, columns or other fixed objects, and over centres of any main supporting beams that occur below the finish. Joints must extend through the full thickness of the finish

O2 One-coat plaster
Mix one part ordinary portland cement (SABS 471), one part lime (SABS 523) and five parts sand (SABS 1090).Complete all chased pipework and service outlets before plastering is commenced.
Plaster 12-20mm thick on walls, 10-15mm thick on concrete ceilings and beams. Finish inside plaster with a steel trowel, outside plaster with a wooden trowel, to an even smooth finish. Plaster angle surfaces in one operation. Protect surfaces against drying out for three days. Form knife joints, with arris-rounded edges.
Provide sample plaster panel for approval before continuing.

P TILING

P1 Tiling:
a) Fixing tiles in cement mortar. Soak glazed ceramic tiles in water for at least 20 minutes before use. Stack tiles on edge and allow excess water to drain. Bed tiles solid in 1:3-4 cement: sand bedding mortar to a final thickness of between 6 and 13mm. Lay cill tiles at required angle. Clean out joints between tiles to a depth of at least 3mm.
b) Fixing tiles in adhesive. Fix tiles to the beakground strictly in accordance with the instructions of the manufacturer of the adhesive.
c) Pattern. Fix tiles in agreed pattern. Cut tiles only along sides of wall panels and along floors. The top row of wall tiles must be a full tile.
d) Cills and thresholds. Lay cill tiles with a slope, and where relavent to coincide with the full tiles on the well. Lay shower threshold tiles sloping towards the shower. Lay external cill tiles symmetrically about opening, with cut tiles at cill ends. Fix approved floor dividing strips under doors where floor finishes change, or under external doors.
e) Grouting and painting. Grout or point tiles fixed in cement mortar the day after tiles have been fixed. Grout or point tiles fixed in adhesive after a time recommended by the manufacturer of the adhesive.
Grouting: Dampen joints and apply grey grout with a brush. Work the grout into the joints with a squeegee until joints are filled flush with the surface. Before grouting hardens, pencil in the joints with a pelce of wood or tool with the same width as the joint.
Pointing: Dampen joints and fill with mortar of the same mix as the mix of the bedding mortar with a pointing tool. Before mortar hardens, tool the joints to the desired finish.
f) Movement joints. Form 6mm wide movement joints in tiling and through full depth of bedding coat, over movement joints in thebackground, at ceiling level, vertically and horizontally at approximately 4.5m centres.
g) Cleaning. Sponge the tiled surface with water and polish the tiled surface with a clean dry cloth. Do not use acid cleaners, scouring powder of abrasive cleaning materials.
Seal movement joints. Protect absorbent floor finish with an application of non-slip wax polish.

P2 Floor Tile:
Allow PC amount perlm2

P3 Wall Tile:
To be laid as per drawings.
Allow PC amount perlm2

P4 Backing panel at Urinals
Vicinity Ceramic Panel wall cladding manufactured with a Cradle-to-Cradle certified e3 ceramic steel surface to the front face and factory bonded to a closed cell PVCU foam-based moisture resistant backing board. Panels shall be installed true and level and secured to prepared substrates using a high-strength waterproof adhesive system in accordance with the manufacturer's recommendations. Surface colour to be selected from the manufacturer's standard range of solid colours. The ceramic steel surface is to be guaranteed, in writing, to perform specifically to the functions for which it was intended, and to remain functionally unchanged for a period of twenty-five (25) years.

P5 Mosaic work
Panels in Walkway Landings as per drawings as to approved Artist
Allow PC Amount

Q PLUMBING

Q1 Gutters and Rain Water Pipes
Seamless aluminium gutters & rainwater downpipe. Colour: Charcoal grey

Q2 Sewage: uPVC waste water pipes and fittings to SABS 791. uPVC soil waste and vent pipes to SABS 607. Lay pipes to SABS 1200LD,and SABS 0112. Minimum invert level must be no less than 450mm below the finished ground level.
All sewage pipes under structures must be encased in concrete.

Q3 Water Supply : NB/ A pressure test must be done before any water supply installation begins.
Copper water supply pipes to SABS 460.
Galvanised mild steel water supply to SABS 62
Pipe water from existing water supply pipe to existing water tank onsite
Install new Water tank.

Q4 Fire Extinguisher: DCP-extinguisher : portable rechargeable powder to SABS 810. Type: dry chemical, Capacity :4,5kg Hang extinguisher on a wall hook screwed and plugged to wall, at an agreed height.

Q5 Ablution Block: Allow for pipes to be taken through slab & to run underneath slab
Allow PC amount for screening/access of vertical pipes that connect to sewer line

Q7 Water tank
5 000l Plastic (Polyethylene) Tank UV-stabilized and BPA-free, used for potable water,with pump & strainer to be laid on reinforced concrete slab to engineer's specification.
Allow for installation of Water Meter

Q8 Septic Tank
Refer to Engineers drawings

R ELECTRIC

R1 Electrician: Comply with all requirements of local authority and SABS 0124 - Wiring of Premises. All work must be done under supervision of a registered electrician.
Chase neatly into solid walls not deeper than one third of the wall thickness vertically and not more than one sixth horizontally. Avoid horizontal chasing where possible. Ensure that chasses, holes and recesses are so made as not to impair the strength or stability of the wall. Fill chases with class 1 or 2 mortar once the conduits are in position. Guarantee the efficient and safe working of the whole installation for 12 months after completion of the building. Lighting bulbs and tubes are excluded from this guarantee.
Inform the local authority at completion for inspection and provide the architect with a copy of the test certificate before handing over.
Electrical layout drawings are strictly diagramatic and exact positions of electrical points must be determined on site.

R2 Electrical distribution board
Board: pre-painted pressed steel distribution board with door & latch (SABS 1189) and with isolator, earth leakage devices and circuit breakers.
Surface mount distribution board on wall
Label all functions and provide a legend card.

R3 Conduits: uPVC conduits to SABS 950.
Fix: i) Build in conduits in wall chases with cement mortar & clamps.
ii) Fix conduits in roof spaces with clamps.
iii)Cast conduits in concrete surface beds.
iv) Do surface fixing level, plumb, neatly & in straight lines

S GLAZING

S1 GLAZING:
- ALL GLAZING TO COMPLY STRICTLY WITH SABS 0137-2000 CODE OF PRACTICE FOR INSTALLATION.
- ALL SAFETY GLAZING MATERIALS TO COMPLY WITH SABS 1263.

T PAINTER

T1 General note: All surface preparations and all paint applications must be strictly in accordance with S.A.B.S standards and manufacturers specifications and recommendations.
All paint specified PLASCON o.s.e.

T2 MASONARY
Interior: Cement plaster
Smooth matt finish.
1 coat X107 PVA Acrylic First Coater.
2 coats Double Velvet Luxury Wall Coat.
Exterior: Cement plaster, off shutter concrete, pre-fabricated concrete panels and bagged cement plaster surfaces.
Smooth matt finish.
1 coat X107 PVA Acrylic First Coater
2 coats Polvin Super Acrylic
Colour samples to be priced for & painted as per Architect

T3 FIBRE CEMENT
Exterior: fascias/barge boards
Smooth matt finish.
1 coat plaster primer thinned 20%
2 coats Polvin Super Acrylic
Colour samples to be priced for & painted as per Architect

T4 FERROUS METALS
Interior and exterior: structural steel, window and door frames
Smooth matt finish.
1 coat zinc chromate primer
1 coat universal undercoat
2 coats acrylic PVA
Colour samples to be priced for & painted as per Architect

T5 DISABLED PARKING
Allow for yellow approved paint

T6 STEEL
Apply one coat of Merit Universal undercoat (UC.1).
Apply two coats of Plascon Universal Enamel Gloss Paint (G).
Colour samples to be priced for & painted as per Architect

U CUPBOARDS & FITTINGS

U1 Resting Area Bench
Concrete Bench as to Architect
Allow PC Amount

U2 Viewing Deck Benches
Architect to discuss design/manufacturing with specialist. Steel & bamboo wood finish
Allow PC Amount of

U3 Signage Information/braille
All safety & information signage to also be in braille were required
Allow PC Amount

U4 Rubbish bins:
Allow PC Amount

U5 Decking & Ramp
MOSO® Bamboo Outdoor Decking
Colour: Brown caramel Bamboo N-durance
To be installed by Specialist

V PC AMOUNTS

V1 RAMPS TO EXISTING CURIO SHOP
Allow PC Amount to make access to existing Curio Shop compliant

V2 CONNECTIONS TO WATER TANK
Allow PC Amount to connect from existing water supply to new Water tank at New Ablution Block, with all the necessary fittings

V3 CONCRETE SLAB AT WATER TANK
Allow PC Amount for Engineered slab

V4 HANDRAILING Viewing Deck
Allow PC Amount

V5 HANDRAILING Landings/Ramps/Walkways
Allow PC Amount

V6 TILING
Floor Tile: Allow PC amount
Wall Tile: Allow PC amount

V7 SCREENING OF ABLUTION BLOCK SEWERAGE PIPES
Allow PC amount

V8 SIGNAGE
Allow PC Amount

V10 LIGHTING FOR WALKWAY TO VIEWING DECK
Allow PC Amount for external solaer lighting

V11 MOSAIC WORK
Allow PC Amount

V12 RESTING AREA BENCH
Allow PC Amount

V13 VIEWING DECK BENCHES
Allow PC Amount

V14 BASIN SLABS IN ABLUTION BLOCK
Allow PC Amount of for entire basin & fittings, excluding taps, waste & traps

V15 SANITARYWARE
Refer to Sanitary Schedule for PC items for sanitary ware

NOTES

REV NO	DATE	DESCRIPTION	REV BY

Owner

Mpumalanga

Mpumalanga Tourism and Parks Agency
N4 National Road, Helle Gateway, Mataffin, Mbombela, Mpumalga
Private bag X 11338, Mbombela 1200
Tel: 013 065 9659
Contact: Mr. Sibusiso Masuku
(Project Manager)

Inhlakanipho consultants

Inhlakanipho Consultants(Pty) Ltd
Reg. No. CK2019/441909/07
56 Chrysalis Street,
Nelspruit
1200

6 Chrysalis, Mbombela, 1200
Tel No.: 013 752 6964
Email: info@inhlakanipho.co.za
Contact Person: Mr Kgodiso Mashile
(Project Manager)
Cellphone No.: 0728023406

SURVEYED	
Designer	CRR
Author	
Checker	
APPROVED	
PR.ENG.NO	
DATE	

TITLE
WORK SPECIFICATION

PROJECT NAME
BLYDE RIVER CANYON NATURE RESERVE
UNIVERSAL ACCESS PROJECT
THREE RONDAVELS

SCALE	DATE
	AUGUST 2026

Project Number
26/07 S-02

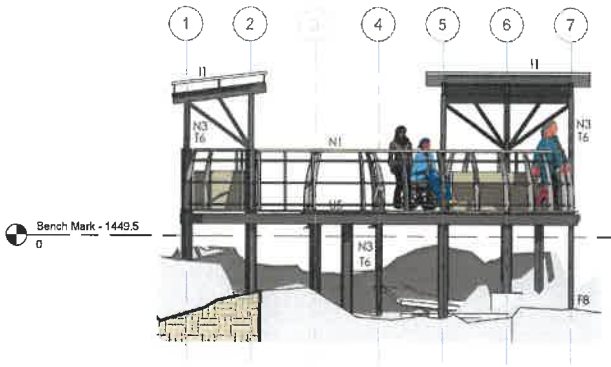

2 Elevation 1
1 : 50

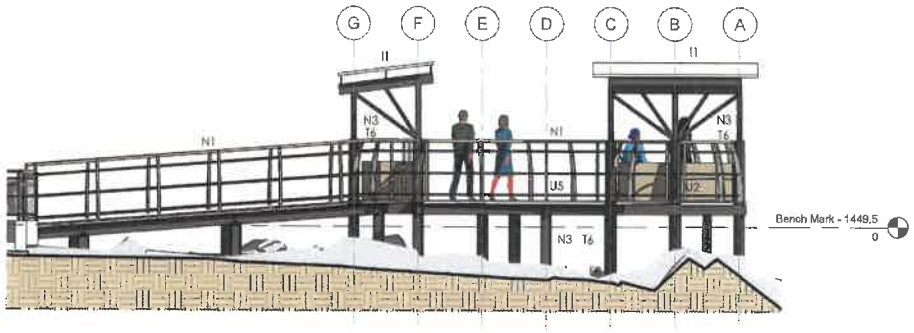

3 Elevation 2
1 : 50

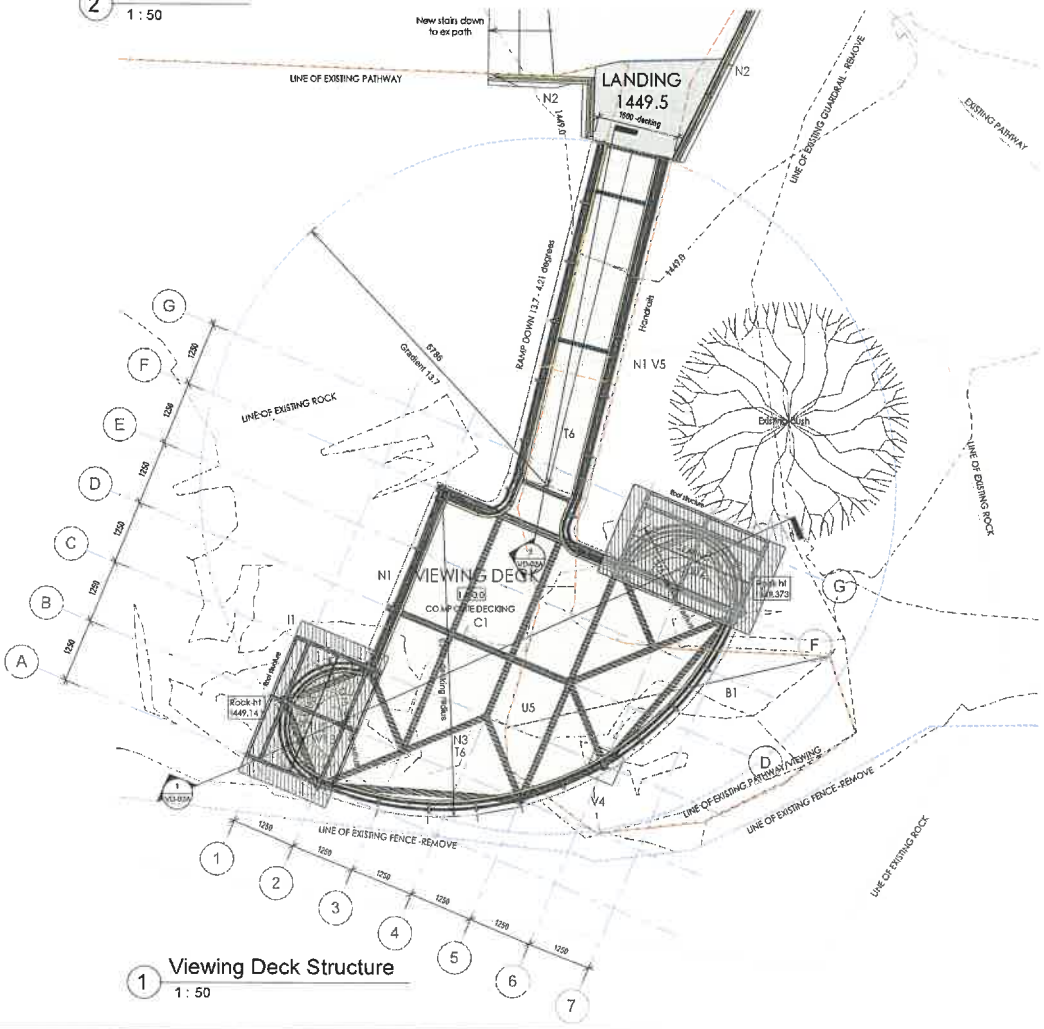

1 Viewing Deck Structure
1 : 50

B	DEMOLISHING
B1	Existing pathway: Allow for removal of part of existing pathway as marked in red. Conserve ex V-drain under new fencing as per Engineers details
C1	Bench Mark: Set up and maintain a site datum level based on an established bench mark. Permits: Obtain, before commencing work, all necessary permit for carrying out the work and pay all fees. LANDSURVEYOR TO SETUP LANDINGS/RAMPS/VIEWING DECK LEVELS ON SITE BEFORE COMMENCEMENT OF ANY BUILDING WORK All levels to be confirmed on site with Engineer before commencement of any building work
F8	Concrete footings: As to Engineers drawings & specifications
H	ROOF SHEETING: Global Roofing Solutions 700mm cover Klip-Tile™ profile roll-formed in continuous lengths from 0.53mm thick Galvanised steel, Z200 spelter ISO550 Chromadek® Charcoal Grey finish topcoat and Pebble Grey backing coat roof sheeting, fixed to steel intermediate purlins at MAX 2330mm centres and eaves and ridge purlins at MAX 1900mm centres (final spacing to be calculated by an Engineer) using KL700 plus clips fixed with 10No.15 x 15mm long self-drilling washer head Ph2 screws, No. 3 drill point fasteners (fastener lengths may vary depending on the insulation used or requirements), all following the manufacturer's specifications by a CRS approved contractor. • Roof Pitch: 5° Ablution, 7° Walkway • Roof Profile: Klip-Tile™ • Material: Z200 spelter ISO550 Chromadek® • Material Gauge: 0.53mm • Colour: Dark Dolphin
N1	Handrailing Viewing Deck (1200mm height) Refer to detail drawing. 1,6 to 2mm thick stainless steel mesh aperture of 50mm woven through top & bottom bearer as supplied by Specialist Allow PC Amount per linear meter
N2	Handrailing Landings/Ramps (1100mm height) Refer to detail drawing. 1,6 to 2mm thick stainless steel mesh aperture of 50mm woven through top & bottom bearer as supplied by Specialist Allow PC Amount per linear meter
N3	Structural steelwork As to Engineers drawings issued Shop drawings: prepare all shop drawings in co-operation with the structural engineer. Welding: a) Use only coded welders b) Weld according to SABS 044 c) All welds must be continuous d) Grind smooth Pre-painting: a) Prepare steel surfaces for coating according to SABS 064. b) Paint steel with one coat red lead based primer (SABS 312 type 2 grade 1) before leaving workshop.
T6	STEEL Apply one coat of Merit Universal undercoat (UC.1). Apply two coats of Plascon Universal Enamel Gloss Paint (G). Colour samples to be priced for & painted as per Architect
U2	Viewing Deck Benches Architect to discuss design/manufacturing with specialist. Steel & bamboo wood finish Allow PC Amount of
U5	Decking & Ramp MOSO® Bamboo Outdoor Decking Colour: Brown caramel Bamboo N-durance To be installed by Specialist
V4	HANDRAILING Viewing Deck Allow PC Amount
V5	HANDRAILING Landings/Ramps/Walkways Allow PC Amount
V13	VIEWING DECK BENCHES Allow PC Amount

NOTES

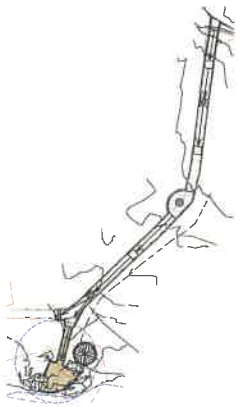

4 Site Layout 4
1 : 500

REV NO	DATE	DESCRPTION	REV BY

Owner

Mpumalanga

Mpumalanga Tourism and Parks Agency

N4 National Road, Hells Gateway, Matsafin, Mbombela, Mpumalanga
Private bag X 11338, Mbombela 1200
Tel: 013 365 0959
Contact: Mr. Sibusiso Mabunda
(Project Manager)

InhlaKanipho consultants

InhlaKanipho Consultants(Pty) Ltd
Reg. No. CK2019/441609/07
65 Drysdale Street,
Nelspruit
1200

8 Drysdale, Mbombela, 1200
Tel No.: 013 753 8654
Email: info@inhlakanipho.co.za
Contact Person: Mr Kgodiso Mashile
(Project Manager)
Cellphone No: 0728023405

SURVEYED	
Designer	CHK
Author	
Checker	
APPROVED	
PR.ENG.NO	
DATE	

TITLE
VIEWING DECK
Plan & Elevations

PROJECT NAME
BLYDE RIVER CANYON NATURE RESERVE
UNIVERSAL ACCESS PROJECT
THE PINNACLE ROCK

SCALE	DATE
1:50	AUGUST 2026

Project Number
25/03 VD-01A



1 3D View Deck 1



2 3D View Deck 2

NOTES

REV NO	DATE	DESCRPTION	REV BY

Owner

Mpumalanga Tourism and Parks Agency

N4 National Road, Halls Gateway, Matsulu, Mbombela, Mpumalanga
Private bag X 11338, Mbombela 1200
Tel: 013 065 0650
Contact: Mr. Sibusiso Makunda
(Project Manager)

Inhlakanipho Consultants(Pty) Ltd
Reg. No. CK2018/441808/07
08 Dryadale Street,
Nelspruit
1200

8 Dryadale, Mbombela, 1200
Tel No.: 013 752 6864
Email: info@inhlakanipho.co.za
Contact Person: Mr Xpodiso Mashile
(Project Manager)
Cellphone No.: 0728023405

SURVEYED	
Designer	CRE
Author	
Checker	
APPROVED	
PR ENG NO	
DATE	

TITLE

VIEWING DECK
3D Views

PROJECT NAME

BLYDE RIVER CANYON NATURE RESERVE
UNIVERSAL ACCESS PROJECT
THREE RONDAVELS

SCALE	DATE
	AUGUST 2026

Project Number

26/07 VD-03



1 3D Viewing Deck 1



2 3D Viewing Deck 2

NOTES

REV NO	DATE	DESCRIPTION	REV BY

Owner

Mpumalanga

Mpumalanga Tourism and Parks Agency

N4 National Road, Nelle Gateway, Matsiffin, Mbombela, Mpumalanga
Private bag X 11238, Mbombela 1200
Tel: 013 068 0350
Contact Mr. Sibusiso Mabunda
(Project Manager)

Inhlakanipho consultants

Inhlakanipho Consultants(Pty) Ltd
Reg. No. CK2019/441909/07
08 Drydale Street,
Nelspruit
1200

8 Drydale, Mbombela, 1200
Tel No.: 013 752 6904
Email: info@inhlakanipho.co.za
Contact Person: Mr Kgadiso Mashile
(Project Manager)
Cellphone No.: 0728023406

SURVEYED	
Designer	CZE
Author	
Checker	
APPROVED	
PR.ENG NO	
DATE	

TITLE

VIEWING DECK
3D Views

PROJECT NAME

BLYDE RIVER CANYON NATURE RESERVE
UNIVERSAL ACCESS PROJECT
THE PINNACLE ROCK

SCALE	DATE
	AUGUST 2026

Project Number

25/03 VD-03A

B	DEMOLISHING
B3	Existing rocks in Walkway Finalise positions of rockon site & how to handle walkway
C	EARTHWORKS
C1	Bench Mark: Set up and maintain a site datum level based on an established bench mark. Permits: Obtain, before commencing work, all necessary permit for carrying out the work and pay all fees. LANDSURVEYOR TO SETUP LANDINGS/RAMPS/VIEWING DECK LEVELS ON SITE BEFORE COMMENCEMENT OF ANY BUILDING WORK All levels to be confirmed on site with Engineer before commencement of any building work
D	EXCAVATIONS
D1	Foundations: Excavate for foundations according to the instructions of the engineer. Steps: Form steps in trench bottoms with horizontal and vertical surfaces where necessary, except where there is solid rock. Rock: Clean the bearing area of solid rock and provide steps or dowels to prevent lateral movement as to instructions of the engineer Service Trenches: Excavate trenches for water supply and sewers at least 450mm, and for electric cables at least 600mm, below finished ground level Notice: Give notice for approval of foundation excavations before concrete is cast.
E	FILING
E1	Filling Material: Approved clean earth or gravel without clay or organic matter for general filling work under landings & ramps as to Engineers instructions Blinding Material: Sand, fine gravel or other approved fine material. Inspection: Do not fill around the foundation structure before this has been inspected and approved. Filling: Spread, level and compact filling at optimum moisture content in layers not exceeding 300mm thick before compaction, to a density of at least 90 % of the maximum modified AASHTO density. Stormwater Removal: Shape ground levels to avoid the damming of storm water, as directed by engineer. Soil Poisoning: Poison the soil against the inside of foundation walls and under floors with CHLORDANE (SABS 1185) soil insecticide according to SABS 0124. Provide a written guarantee for five years for the effectiveness of the treatment, and hand over to the architect.
F	CONCRETE
F3	Landings & Ramps: Concrete finish (woodfloated) to be compliant with Table 1 SANS 10400-S, 2026 as to Engineers details. Cast, spread, compact and wood float. Divide floor slabs into bays by movement joints. Movement joints in floor slabs must be keyed, sawn or dowelled according to SABS 0109. (AS TO ENGINEER DRAWINGS)
G	MASONRY
G1	CLAY BRICKS – ACCORDING TO SABS – BRICKS TO BE OF UNIFORM SIZE AND SHAPE, 230 X 115 X 75MM, CLASS NFP, NOT LESS THAN 7,0 MPA STRENGTH Stack brick work: according to SABS 227 built in horizontal stretcher bond with 10mm wide mortar flush jointing. Mortar joints shall be 10mm in thickness. Vertical bricks scale 85 mm. Brickwork reinforcement: half brick thick walls shall be built in 5:1 cement mortar and reinforced with BRC brickforce 75 mm wide, one row to every four courses in height and built 100 mm into main connecting walls; one brick thick wall 150mm BRC every second course and foundation walls every course. Windows/Doors: 'Brickforce' in every course for 5 courses under windows, and above windows, doors and all lintels. All 'Brickforce overlaps to be min. 400mm. Foundation Walls: Mortar between brickwork to be 1:4 cement, sand mixture. The height of any foundation wall not acting as a retaining wall shall not exceed 1.2m. (Unless otherwise specified by engineer) 'Brickforce' in every course.
G2	Face brick work: 'Corobrik' Tamboti Satin FBS According to SABS 227 built in horizontal stretcher bond with 10mm wide mortar, flush jointing. Maintain and protect until brick laying is complete. Brickwork reinforcement: half brick thick walls shall be built in 5:1 cement mortar and reinforced with BRC brickforce 75 mm wide, one row to every four courses in height and built 100 mm into main connecting walls; one brick thick wall 150mm BRC every second course and foundation walls every course. Windows/Doors: 'Brickforce' in every course for 5 courses under windows, and above windows, doors and all lintels. All 'Brickforce overlaps to be min. 400mm.
G3	Foundation wall: according to the instructions of the engineer.
N	METALWORK
N2	Handrailing Landings/Ramps (1100mm height) Refer to detail drawing. 1,5 to 2mm thick stainless steel mesh aperture of 50mm woven through top & bottom bearer as supplied by Specialist Allow PC Amount per linear meter
P	TILING
P5	Mosaic work Panels in Walkway Landings as per drawings as to approved Artist Allow PC Amount
U	CUPBOARDS & FITTINGS
U3	Signage Information/braille All safety & information signage to also be in braille were required Allow PC Amount
U4	Rubbish bins: Allow PC Amount
V	PC AMOUNTS
V8	SIGNAGE Allow PC Amount
V9	RUBBISH BINS Allow PC Amount
V11	MOSAIC WORK Allow PC Amount

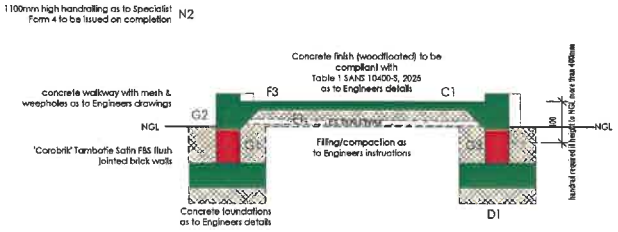

2 Walkway Section 1
1 : 25

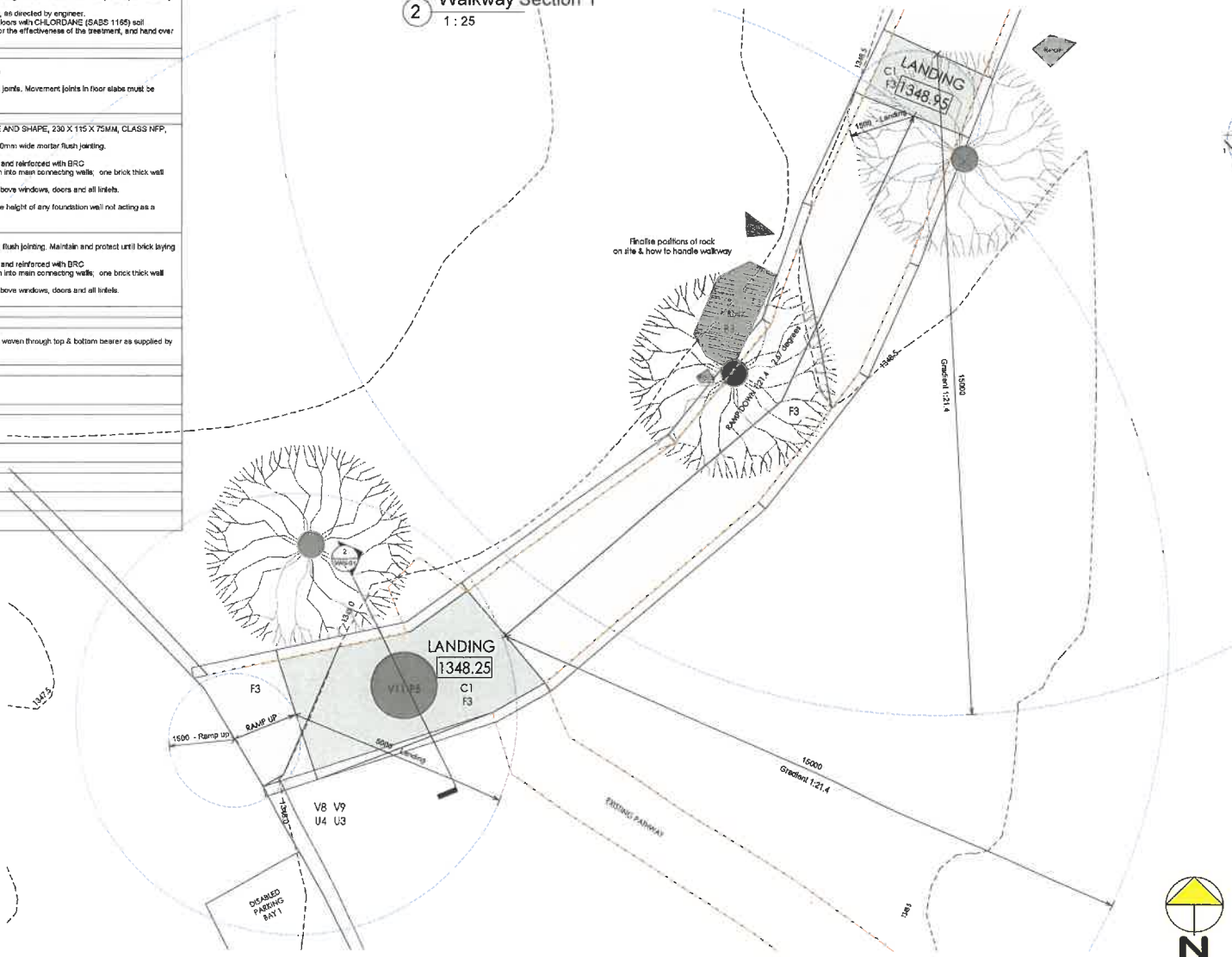

6 Part 01 Walkway
1 : 50

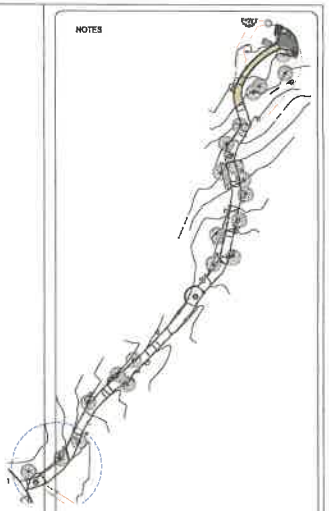

1 Site Layout 1
1 : 750

REV NO	DATE	DESCRPTION	REV BY

Owner

Mpumalanga

Mpumalanga Tourism and Parks Agency

N4 National Road, Hells Gateway, Matsafin, Mbombela, Mpumalanga
Private Bag X 11338, Mbombela 1200
Tel: 013 065 0909
Contact Mr. Sibusiso Mabunda
(Project Manager)

Inhlakanipho consultants

Inhlakanipho Consultants(Pty) Ltd
Reg. No. CK2019/419809/07
08 Drysdale Street,
Nelspruit
1200

6 Drysdale, Mbombela, 1200
Tel No : 013 752 8954
Email: info@inhlakanipho.co.za
Contact Person: Mr Kgodiso Mashile
(Project Manager)
Cellphone No : 0728023405

SURVEYED	
Designer	CPR
Author	
Checker	
APPROVED	
PR.ENG.NO	
DATE	

TITLE

WALKWAY & RAMPS
Site Part 01

PROJECT NAME

BLYDE RIVER CANYON NATURE RESERVE
UNIVERSAL ACCESS PROJECT
THREE RONDAVELS

SCALE	DATE
1:50/1:25	AUGUST 2026

Project Number

26/07 WW-01

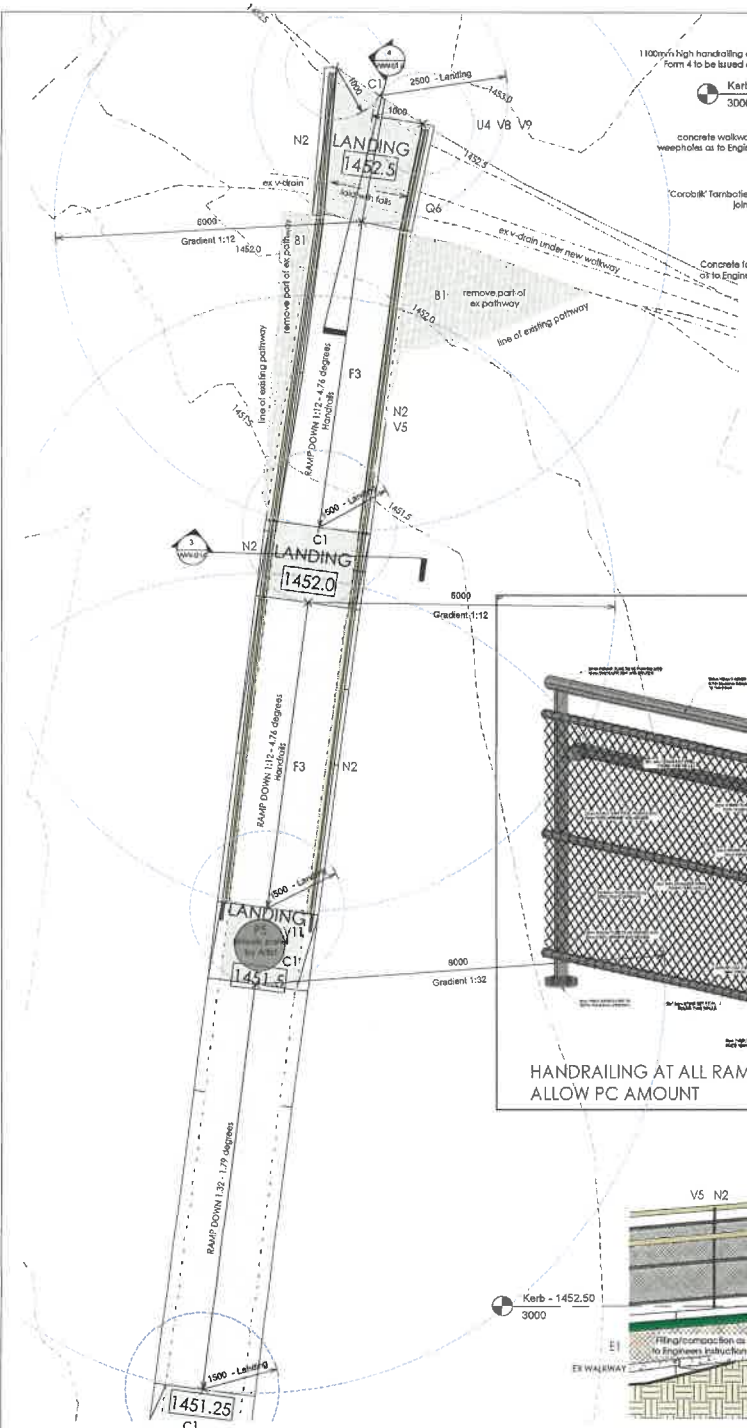

1 Site - Part 01 Walkway
1 : 50

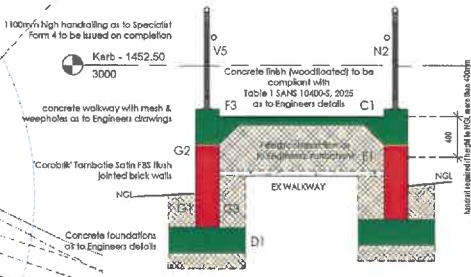

3 Walkway Section E
1 : 25

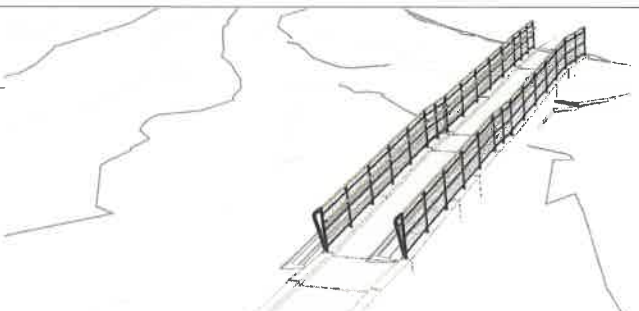

5 3D Part 01 Walkway

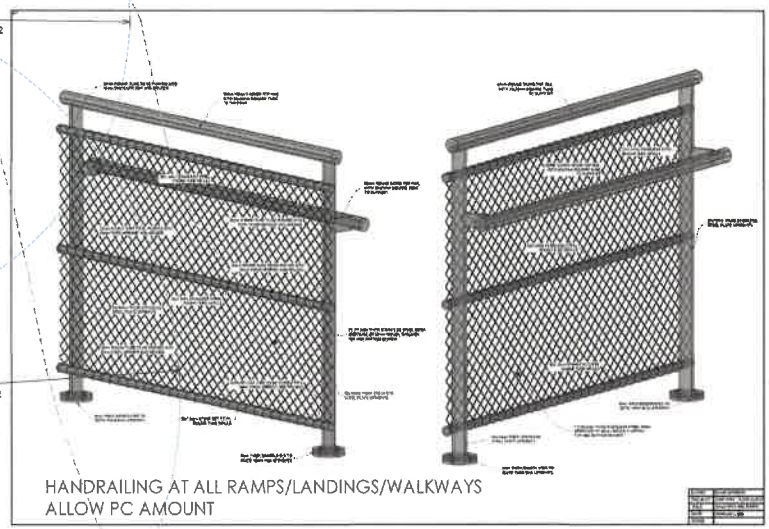

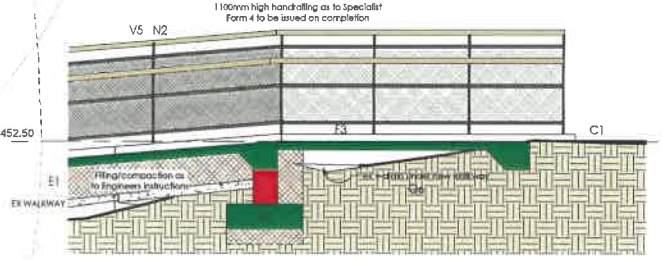

4 Walkway Section F
1 : 25

B	DEMOLOSHING
B1	Existing pathway: Allow for removal of part of existing pathway as marked in red. Conserve ex V-drain under new landing as per Engineers details
C	EARTHWORKS
C1	Bench Mark: Set up and maintain a site datum level based on an established bench mark. Permits: Obtain, before commencing work, all necessary permit for carrying out the work and pay all fees. LANDSURVEYOR TO SETUP LANDINGS/RAMPS/VIEWING DECK LEVELS ON SITE BEFORE COMMENCEMENT OF ANY BUILDING WORK All levels to be confirmed on site with Engineer before commencement of any building work
D	EXCAVATIONS
D1	Foundations: Excavate for foundations according to the instructions of the engineer. Steps: Form steps in trench bottoms with horizontal and vertical surfaces where necessary, except where there is solid rock. Rock: Clean the bearing area of solid rock and provide steps or dowels to prevent lateral movement as to instructions of the engineer Service Trenches: Excavate trenches for water supply and sewers at least 450mm, and for electric cables at least 600mm, below finished ground level. Notice: Give notice for approval of foundation excavations before concrete is cast.
E	FILING
E1	Filling Material: Approved clean earth or gravel without clay or organic matter for general filling work under landings & ramps as to Engineers instructions Blinding Material: Sand, fine gravel or other approved fine material. Inspection: Do not fill around the foundation structure before this has been inspected and approved. Filling: Spread, level and compact filling at optimum moisture content in layers not exceeding 300mm thick before compaction, to a density of at least 90 % of the maximum modified AASHTO density. Stormwater Removal: Shape ground levels to avoid the damming of storm water, as directed by engineer. Soil Poisoning: Poison the soil against the inside of foundation walls and under floors with CHLORDANE (SABS 1155) soil insecticide according to SABS 0124. Provide a written guarantee for five years for the effectiveness of the treatment, and hand over to the architect.
F	CONCRETE
F3	Landings & Ramps: Concrete finish (woodfloated) to be compliant with Table 1 SANS 10400-S, 2025 as to Engineers details. Cast, spread, compact and wood float. Divide floor slabs into bays by movement joints. Movement joints in floor slabs must be keyed, sawn or dowelled according to SABS 0109. (AS TO ENGINEER DRAWINGS)
G	MASONRY
G1	CLAY BRICKS – ACCORDING TO SABS – BRICKS TO BE OF UNIFORM SIZE AND SHAPE, 230 X 115 X 75MM, CLASS NFP, NOT LESS THAN 7,0 MPA STRENGTH. Stock brick work according to SABS 227 built in horizontal stracher bond with 10mm wide mortar flush jointing. Mortar: Joints shall be 10mm in thickness. Vertical breks scale 65 mm. Brickwork reinforcement: half brick thick walls shall be built in 5:1 cement mortar and reinforced with BRC brickforce 75 mm wide, one row to every four courses in height and built 100 mm into main connecting walls; one brick thick wall 150mm BRC every second course and foundation walls every course. Windows/Doors: 'Brickforce' in every course for 5 courses under windows, and above windows, doors and all lintels. All 'Brickforce overlape to be min. 400mm. Foundation Walls: Mortar between brickwork to be 1:4 cement, sand mixture. The height of any foundation wall not acting as a retaining wall shall not exceed 1,2m. (Unless otherwise specified by engineer) 'Brickforce' in every course.
G2	Face brick work: 'Corobrik' Tambotie Satin FBS According to SABS 227 built in horizontal stracher bond with 10mm wide mortar, flush jointing. Maintain and protect until brick laying is complete. Brickwork reinforcement: half brick thick walls shall be built in 5:1 cement mortar and reinforced with BRC brickforce 75 mm wide, one row to every four courses in height and built 100 mm into main connecting walls; one brick thick wall 150mm BRC every second course and foundation walls every course. Windows/Doors: 'Brickforce' in every course for 5 courses under windows, and above windows, doors and all lintels. All 'Brickforce overlape to be min. 400mm.
G3	Foundation wall: according to the instructions of the engineer.
N	METALWORK
N2	Handrailing Landings/Ramps (1100mm height) Refer to detail drawing. 1,5 to 2mm thick stainless steel mesh aperture of 50mm woven through top & bottom bearer as supplied by Specialist Allow PC Amount per linear meter
P	TILING
P5	Mosaic work Panels in Walkway Landings as per drawings as to approved Artist Allow PC Amount
Q	PLUMBING
Q5	Existing v-drain - under new walkway
U	CUPBOARDS & FITTINGS
U4	Rubbish bins: Allow PC Amount
V	PC AMOUNTS
V5	HANDRAILING Landings/Ramps/Walkways Allow PC Amount
V8	SIGNAGE Allow PC Amount
V9	RUBBISH BINS Allow PC Amount
V11	MOSAIC WORK Allow PC Amount

NOTES

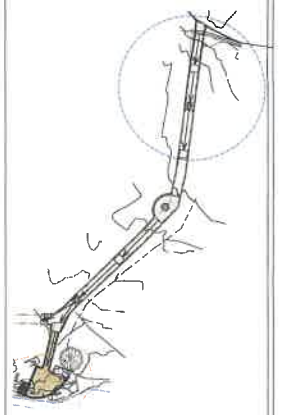

2 Site Layout 1
1 : 500

REV NO	DATE	DESCRIPTION	REV BY

Owner

Mpumalanga Tourism and Parks Agency
N4 National Road, Halls Gateway, Matsulu, Moombela, Mpumalanga
Private bag X 11338, Moombela 1200
Tel: 013 086 0858
Contact: Mr. Sibusiso Nkabinde
(Project Manager)

Inhlakanipho consultants

Inhlakanipho Consultants(Pty) Ltd
Reg. No. CK2019/418086/07
68 Drydale Street,
Nelspruit
1200

8 Drydale, Moombela, 1200
Tel No.: 013 752 6954
Email: info@inhlakanipho.co.za
Contact Person: Mr Kgodiso Mashile
(Project Manager)
Cellphone No.: 0728023405

SURVEYED	
Designer	CRE
Author	
Checker	
APPROVED	
PR.ENG.NO	
DATE	

TITLE
WALKWAY & RAMPS
Site Part 01

PROJECT NAME
BLYDE RIVER CANYON NATURE RESERVE
UNIVERSAL ACCESS PROJECT
THE PINNACLE ROCK

SCALE	DATE
1:50/1:25	AUGUST 2026

Project Number
25/03 WW-01A

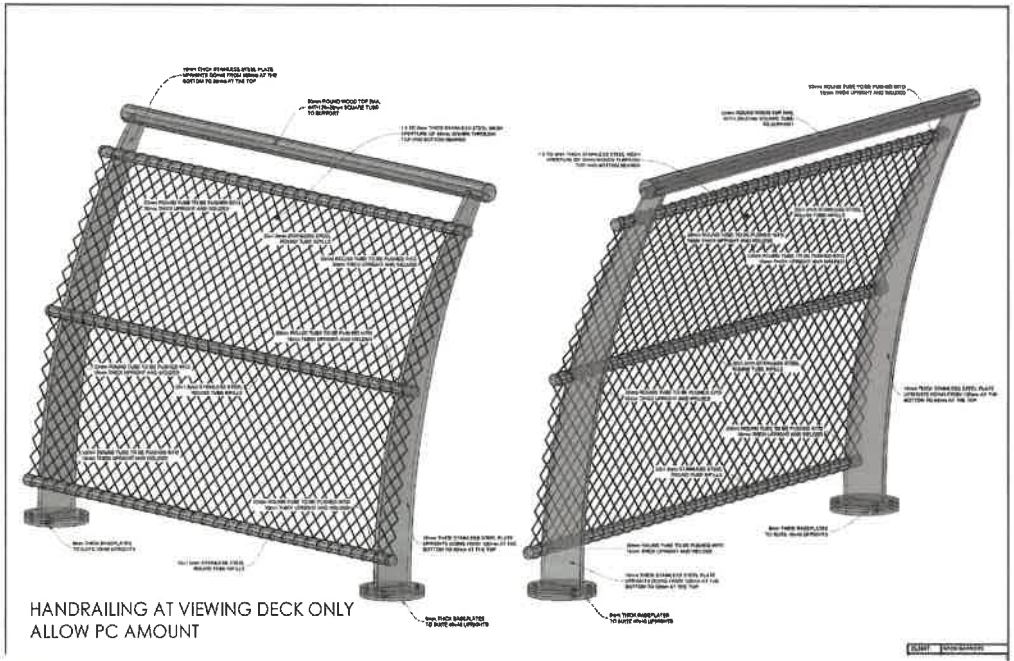

HANDRAILING AT VIEWING DECK ONLY
ALLOW PC AMOUNT

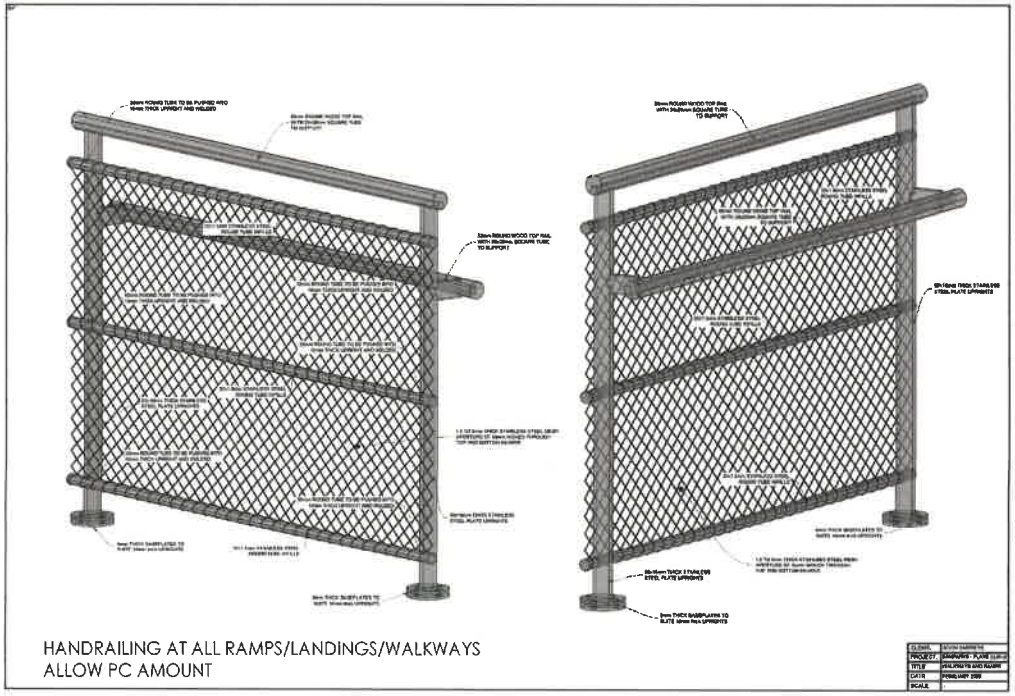

HANDRAILING AT ALL RAMPS/LANDINGS/WALKWAYS
ALLOW PC AMOUNT

1. Project Classification

Based on the brief and intended use, the viewing decks and walkways are classified as:
Public-access structures including wheelchair users, children, elderly visitors, and the general public
Elevated platforms and walkways forming part of a visitor experience
As such, these elements are treated as high public-safety, life-safety structures, regardless of height.

2. Applicable Codes and Framework
The following standards and legislation guide the design and detailing:
SANS 10400-O – Public Safety
SANS 10400-S – Structural Design
SANS 10400-S – Facilities for Persons with Disabilities
SANS 10400-M – Stairways & Handrails
SANS 10160 – Actions on Structures (Public Access Loading)
Occupational Health & Safety Act
These frameworks are applied conservatively in recognition of public access and SANParks' safety governance requirements.

3. Balustrade & Edge Protection Principles
The following baseline principles were agreed in principle:
Balustrades treated as structural life-safety elements
Minimum balustrade height:
1100 mm minimum
1200 mm recommended at viewing nodes and lookout points
Non-climbable geometry
Maximum opening to prevent passage of a 100 mm sphere
Continuous guarding at:
Deck edges
Corners
Transitions between ramps, decks, and stairs

4. Wheelchair & Universal Access Considerations
In line with SANS 10400-S, the following are required:
Continuous wheelchair kerb / upstand of 75–100 mm at deck and ramp edges
Handrails to ramps on both sides
Handrail height 850–900 mm
Non-slip walking surfaces
Design consideration for wheelchair sightlines at viewing areas (e.g. transparent or open infill zones)

5. High-Risk Zones
Special attention is required at:
Ramps
Corners and direction changes
Viewing nodes / lookout points
These areas should incorporate enhanced detailing, reduced post spacing, and structural design to accommodate crowd leaning and foreseeable misuse.

6. Structural Design & Certification
Given the public-access nature of the structures:
Balustrades and edge protection are to be structurally designed
Design loads to be taken from SANS 10160 (public access)
A professional structural engineer to be appointed for design review and sign-off

Final installation to be inspected and certified, with appropriate documentation retained for audit purposes

FORM 4 TO BE ISSUED ON COMPLETION

NOTES

REV NO	DATE	DESCRPTION	REV BY

Owner

Mpumalanga

Mpumalanga Tourism and Parks Agency
N4 National Road, Nelis Gateway, Matsafin, Mbombela, Mpumalanga
Private bag X 11338, Mbombela 1200
Tel: 013 069 0959
Contact: Mr. Sibusiso Mabunda
(Project Manager)

inhlakanipho consultants

Inhlakanipho Consultants(Pty) Ltd
Reg. No. CK2019/441909/07
68 Drysdale Street,
Nelspruit
1200

8 Drysdale, Mbombela, 1200
Tel No.: 013 752 6954
Email: info@inhlakanipho.co.za
Contact Person: Mr Xpedise Mashile
(Project Manager)
Cellphone No.: 0728023405

SURVEYED	
Designer	CRR
Author	
Checker	
APPROVED	
PR.ENG NO	
DATE	

TITLE
HANDRAILING DETAILS
Viewing Deck, Ramps, Landings

PROJECT NAME
BLYDE RIVER CANYON NATURE RESERVE
UNIVERSAL ACCESS PROJECT
THE PINNACLE ROCK

SCALE	DATE
	AUGUST 2026

Project Number
25/03 WW-04

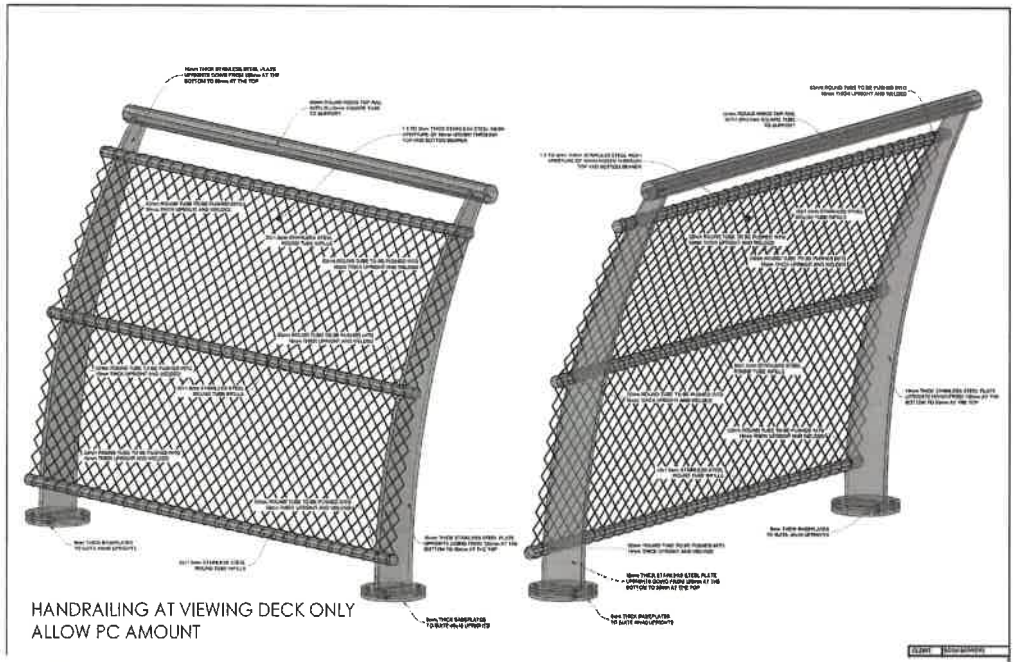

HANDRAILING AT VIEWING DECK ONLY
ALLOW PC AMOUNT

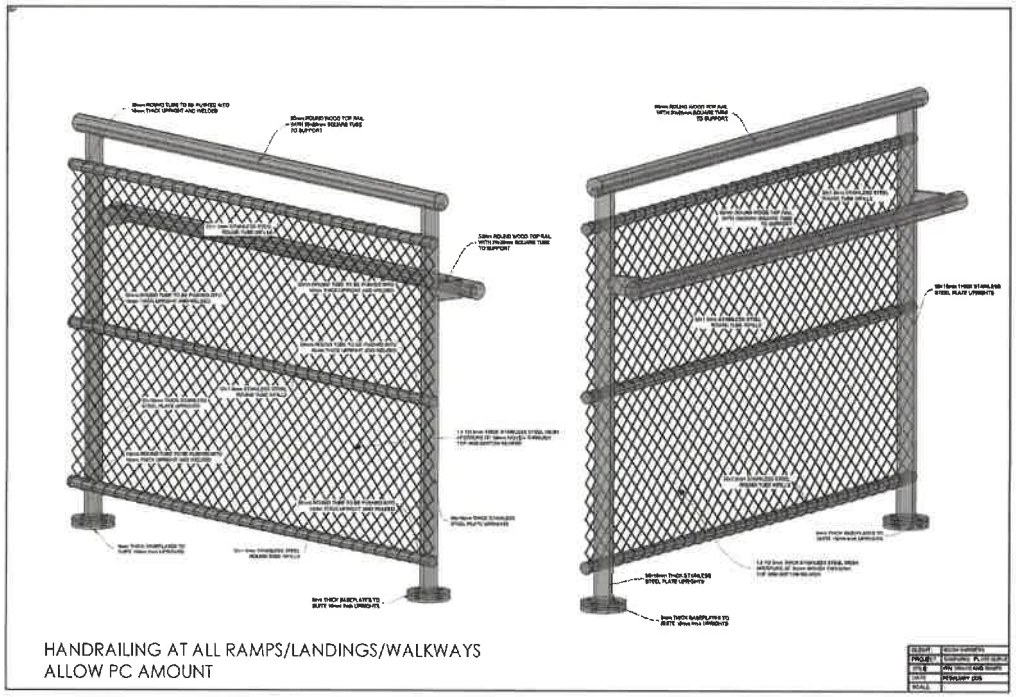

HANDRAILING AT ALL RAMPS/LANDINGS/WALKWAYS
ALLOW PC AMOUNT

1. Project Classification

Based on the brief and intended use, the viewing decks and walkways are classified as:
Public-access structures including wheelchair users, children, elderly visitors, and the general public
Elevated platforms and walkways forming part of a visitor experience
As such, these elements are treated as high public-safety, life-safety structures, regardless of height.

2. Applicable Codes and Framework
The following standards and legislation guide the design and detailing:
SANS 10400-D – Public Safety
SANS 10400-B – Structural Design
SANS 10400-S – Facilities for Persons with Disabilities
SANS 10400-M – Stairways & Handrails
SANS 10160 – Actions on Structures (Public Access Loading)
Occupational Health & Safety Act
These frameworks are applied conservatively in recognition of public access and SANParks' safety governance requirements.

3. Balustrade & Edge Protection Principles
The following baseline principles were agreed in principle:
Balustrades treated as structural life-safety elements
Minimum balustrade height:
1100 mm minimum
1200 mm recommended at viewing nodes and lookout points
Non-climbable geometry
Maximum opening to prevent passage of a 100 mm sphere
Continuous guarding at:
Deck edges
Corners
Transitions between ramps, decks, and stairs

4. Wheelchair & Universal Access Considerations
In line with SANS 10400-S, the following are required:
Continuous wheelchair kerb / upstand of 75–100 mm at deck and ramp edges
Handrails to ramps on both sides
Handrail height 850–900 mm
Non-slip walking surfaces
Design consideration for wheelchair sightlines at viewing areas (e.g. transparent or open infill zones)

5. High-Risk Zones
Special attention is required at:
Ramps
Corners and direction changes
Viewing nodes / lookout points
These areas should incorporate enhanced detailing, reduced post spacing, and structural design to accommodate crowd leaning and foreseeable misuse.

6. Structural Design & Certification
Given the public-access nature of the structures:
Balustrades and edge protection are to be structurally designed
Design loads to be taken from SANS 10160 (public access)
A professional structural engineer to be appointed for design review and sign-off

Final installation to be inspected and certified, with appropriate documentation retained for audit purposes

FORM 4 TO BE ISSUED ON COMPLETION

NOTES

REV NO	DATE	DESCRPTION	REV BY

Owner

Mpumalanga Tourism and Parks Agency
N4 National Road, Hills Gateway, Nelspruit, Mbombela, Mpumalanga
Private bag X 11338, Mbombela 1200
Tel: 013 065 0859
Contact: Mr. Sibusiso Masuda
(Project Manager)

Inhlakanipho Consultants(Pty) Ltd
Reg. No. CK2019/419808/07
08 Drysdale Street,
Nelspruit
1200

6 Drysdale, Mbombela, 1200
Tel No.: 013 752 6954
Email: info@inhlakanipho.co.za
Contact Person: Mr Kgodiso Mashile
(Project Manager)
Cellphone No.: 0728023406

SURVEYED	
Designer	CTR
Author	
Checker	
APPROVED	
PR.ENG.NO	
DATE	

TITLE
HANDRAILING DETAILS
Viewing Deck, Ramps, Landings

PROJECT NAME
BLYDE RIVER CANYON NATURE RESERVE
UNIVERSAL ACCESS PROJECT
THREE RONDAVELS

SCALE	DATE
	AUGUST 2026

Project Number
26/07 WW-06

Mpumalanga
TOURISM AND PARKS AGENCY

PART C4 SITE INFORMATION

C4.1 Site Location and Description

The project is located at the Three Rondavels View Point within the Blyde River Canyon Nature Reserve in Mpumalanga. The site is accessed via the R532 route and is situated approximately 53 km north of Graskop. The prominent geographical features of the site are the Three Rondavels, three large dolomite rock peaks resembling traditional round huts, rising from the Blyde River Canyon wall.

Coordinates:
LAT: -24.573442°
LONG: 30.797931°

C4.2 Environmental Constraints

The site falls entirely within a formally protected area. Extreme care is required during all phases of the project to minimise environmental damage to the sensitive ecosystem and geology. The Contractor is required to strictly limit the construction footprint, control dust and noise generation, and prevent any contamination or structural degradation of the surrounding canyon area.

C4.3 Site Operations and Construction Methodology

The Three Rondavels View Point is a major attraction along the Panorama Route. The site will remain open to the public for the duration of the construction period. The Contractor's proposed construction methodology and execution plan must explicitly account for this operational constraint by ensuring:

- Active work zones, deep excavations, and drop-offs are strictly barricaded to isolate construction activities from tourist viewing areas.

- Site establishment, staging of materials, and heavy plant movement are carefully sequenced to prioritise public safety and minimise disruptions to visitor traffic


Mpumalanga
TOURISM AND PARKS AGENCY